



Carving Station Solutions

*Supermarkets & Delis
Restaurants & Cafés • Clubs & Bars*




DCSB400-1CM models above two (2) **HGSM-1P** models *pg. 2*



DCSB400-R24-1 with optional Bermuda Sand base and optional Bright Brass post and shade *pg. 2*



DCSB400-R24-1 with optional Gray Granite base and standard Bright Nickel post and shade. Shown with a **GR2S-36** Designer Portable Foodwarmer *pg. 2*



DCSB400-R24-1 with optional Gray Granite base and standard Bright Nickel post and shade *pg. 2*



GRCSC-24 with accessory left-hand sneeze guard, drip pan and cutting board *pg. 3*



ACCESSORIES (CSCL-BOARD shown) *pg. 3*



Carving Station Solutions

Decorative Carving Stations

Decorative Carving Stations provide proper food serving temperatures plus combine the Hatco Decorative Heat Lamp with a simulated stone heated base to create an attractive carving display. Perfect for chef stations in restaurants, hotels, country clubs, casinos and any catered events.

- Available as post mount, permanent counter mount or freestanding with a rounded or rectangular heated simulated stone base (DCS400-1, -1CM do not have bases)
- The patented telescoping heated Decorative Lamp has a 30° shade pivot
- Heated bases are made of foodsafe materials and controlled by an adjustable thermostat and power switch
- Units come with matching cutting board (except DCS400-1, -1CM), keeping juices contained and tablecloths clean
- DCS400-1 has a 40 lb. weighted base, perfect for buffet use
- Models with simulated stone are Swanstone®

DCS400-1CM
with optional
Bright Brass post
and optional Bermuda
Sand trim ring



DCSB400-R24-1
with optional Bermuda
Sand base and
standard Bright Nickel
post and shade



DCSB400-3624-2
with standard
Night Sky base and
standard Bright Nickel
posts and shades



DECORATIVE CARVING STATIONS

Model	No. of Lamps	Width	Heated Base Surface Area	Voltage Single Phase	Watts	Ship Weight
DCS400-1	1	8"	—	120	250	32 lbs.
DCS400-1CM	1	6½"	—	120	250	17 lbs.
DCSB400-R24-1	1	26"	24" diameter	120	600	75 lbs.
DCSB400-2420-1	1	24"	24"W x 20"D	120	750	106 lbs.
DCSB400-3624-2	2	36"	36"W x 24"D	120	1300	154 lbs.

All Decorative Carving Station Models Feature:

Plug: NEMA 5-15P.

Models Shipped with: DCS400-1, -1CM: One (1) clear coated bulb. DCS400-1 includes black base.

DCSB400-R24-1, -2420-1: One (1) clear coated bulb, base heat, glass sneeze guard and cutting board.

DCSB400-3624-2: Two (2) clear coated bulbs, base heat, glass sneeze guard and cutting board.

Telescoping Clearance: DCS400-1, -1CM: (Bottom of shade to counter) 16"-28".

DCSB400-R24-1, -2420-1, -3624-2: (Bottom of shade to top of cutting board) 14"-26".

Cord Location: DCS400-1: Base of unit, server side center.

DCS400-1CM: Under counter.

DCSB400-R24-1, -2420-1, -3624-2: Base of unit, server side on left.



DCS400-1
with optional
Bright Brass
post and shade
and black base

OPTIONS (available at time of purchase only)

Shade and Post(s) in Plated Finish – Non-standard colors are non-returnable – Bright Nickel Standard –

BNICKEL Bright Nickel

BBRASS Bright Brass

ABRONZE Antique Bronze

Base and Cutting Board (except DCS400-1, -1CM) in Simulated Stone – Non-standard colors are non-returnable – Night Sky Standard –

GGRAN Gray Granite

BSAND Bermuda Sand

NSKY Night Sky

Trim Ring (DCS400-1CM only) in Simulated Stone – Non-standard colors are non-returnable – Night Sky Standard –

GGRAN Gray Granite

BSAND Bermuda Sand

NSKY Night Sky

ACCESSORIES (available for purchase at any time)

Cutting Board for the DCSB400-3624-2 in Simulated Stone (unit comes standard with one [1] Cutting Board) –

Non-standard colors are non-returnable –

CB3624GGRAN Gray Granite

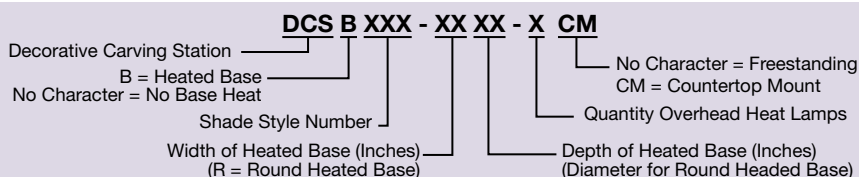
CB3624BSAND Bermuda Sand

CB3624NSKY Night Sky

RED-CTD-120 120 Volt, 250 Watt Red Bulb, Coated

COLORS AND FINISHES – PAGE 4

ALL GLO-RAY® BLANKET HEATING ELEMENTS
WARRANTED AGAINST BURNOUT FOR ONE YEAR.



Glo-Ray® Carving Stations

An excellent addition to extend food holding times during serving periods is the Glo-Ray® Carving Station. Create a complete serving station for buffets by adding it to Hatco's Flav-R-Savor® Holding Cabinet.

- Overhead ceramic heating elements project high intensity radiant heat over entire target area
- Adjustable clearance of 17½" to 23½"
- Portable – includes a 6' cord & plug set
- Shatter-resistant incandescent lights illuminate holding area
- Drip pan and cutting board available
- GRCSCLH has base heat



GRCSCL-24 with accessory left-hand sneeze guard, drip pan and cutting board



GRCSCLH-24 with accessory left-hand sneeze guard, drip pan and cutting board



GRCSCLH-24 controls

CARVING STATIONS

Model	No. of Bulbs	Dimensions W~ x D x H	Voltage Single Phase	Watts	Ship Weight
GRCSCL-24	4	26" x 28" x 22½"-28½"	120	990	57 lbs.
GRCSCLH-24	4	26" x 28" x 22½"-28½"	120	1290	57 lbs.

~ Width includes accessory left-hand sneeze guard.

All Carving Station Models Feature:

Plug: NEMA 5-15P.

Models Shipped with: Right-hand sneeze guard.

Cord Location: Back side on base.

OPTIONS (available at time of purchase only)

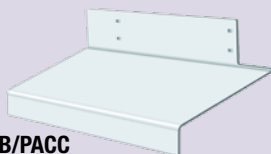
HAL Halogen Bulb in lieu of standard Display Light (60 Watt)

ACCESSORIES (available for purchase at any time)

CSCLB/PACC Left-Hand Sneeze Guard Kit (3 lbs.)

CSCL-PAN Stainless Steel Custom Drip Pan – 20" x 26¾" x 1" (9 lbs.)

CSCL-BOARD Approved Foodsafe Cutting Board – 18" x 24" x 1¼" (19 lbs.)



CSCLB/PACC

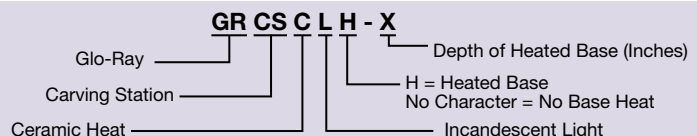


CSCL-PAN



CSCL-BOARD

ALL CERAMIC AND BLANKET HEATING ELEMENTS WARRANTED AGAINST BURNOUT FOR ONE YEAR.





DCSB400-R24-1 with optional Gray Granite base and standard Bright Nickel post and shade

Plated Finishes and Stone Sample Colors

PLATED FINISHES



Bright
Brass



Bright
Nickel



Antique
Bronze

SIMULATED STONE COLORS*



Gray
Granite



Bermuda
Sand



Night Sky

**Colors are a representation and may not exactly match our colors.
Consult factory for possible color matching options on these colors.
Non-standard colors are non-returnable.**

To order a Hatco Paint Chip & Stone Sample Colors Sheet, visit www.hatcocorp.com / Order Literature / Sales Literature / Sell Sheets.

* Simulated Stone is Swanstone®



Scan with web-enabled
mobile device to visit
www.hatcocorp.com

Hatco Corporation

P.O. BOX 340500 | Milwaukee, WI 53234-0500 USA
800-558-0607 | 414-671-6350
www.hatcocorp.com | support@hatcocorp.com