



# Drawer Warmer Solutions

*Cafeterias • Convenience Stores  
Restaurants & Cafés • Clubs & Bars • Concessions*



**HRDW-2U-1** with standard utensil well and utensil pan (lid and pot not included) *pg. 2*



**CDW-3N** *pg. 3*



**HDW-2** with 6" deep food pans *pg. 4*



**HDW-3** with 6" deep food pans *pg. 4*



**HDW-2B** in optional *Designer Warm Red* *pg. 4*



**HDW-1R2** with new optional touchscreen control *pg. 4*



## Drawer Warmer Solutions

### Rice Drawer Warmers

Hatco's Rice Drawer Warmer is designed to keep rice hot and at desired consistency until served.

The Rice Drawer Warmer holds rice in the same pot it's prepared in, reducing pan-to-pan transfer time and labor.

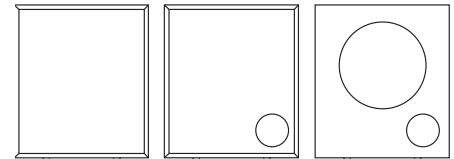
With a digital electronic temperature control, this unit provides even heat throughout the holding cavity. With all around insulation, these drawer warmers provide excellent energy efficiency.

- Drawers accept Panasonic 23 cup rice pots (pots and lids not available)
- Drawers accept Town 30 cup rice pots with accessory Town 30 cup pot drawer adapters (pots and lids not available)
- Allows one (1) pot per drawer of cooked rice for long term holding, with the option of serving from a third pot in the top heated well (HRDW-2U-1 only)

- Stainless steel construction, including back panel, handles the rigors of daily kitchen use
- Heavy-duty drawers and robust telescopic drawer slides makes pan removal easy and efficient
- Stainless steel utensil well and utensil pan included with HRDW-2U and HRDW-2U-1 models only
- Adjustable t-stat with knob for optimal rice holding in top well (HRDW-2U-1 only)
- Raised beveled edge on top of HRDW-2, HRDW-2U models only



**HRDW-2U-1** with accessory hinged lid, and standard utensil well and utensil pan



**HRDW-2**

**HRDW-2U**

**HRDW-2U-1**

### RICE DRAWER WARMERS

Model	Dimensions	Voltage	Watts	Amps	Ship Weight*
	W x D* x H	Single Phase			
HRDW-2	20¼" x 23⅜" x 36⅛"	120	700	5.8	121 lbs.
HRDW-2U	20¼" x 23⅜" x 36⅛"	120	700	5.8	123 lbs.
HRDW-2U-1	20¼" x 23⅜" x 36⅛"	120	1150	9.6	128 lbs.

\* Includes 1 $\frac{1}{4}$ " for drawer handle.

\* Does not include packaging.

#### All Rice Drawer Warmer Models Feature:

Plug: NEMA 5-15P.

Models Shipped with: A utensil pan (HRDW-2U and HRDW-2U-1 only), 4" casters and a 6' cord & plug set.

Cord Location: Back of unit, upper left corner.


### ACCESSORIES (available for purchase at any time)

**HRDW-LID** Hinged Aluminum Lid for top rice well (HRDW-2U-1 only)

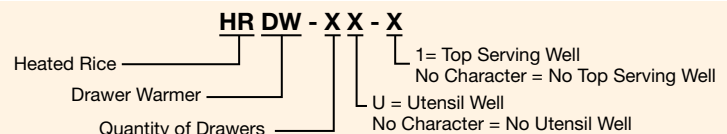
**HRDW-TOWN30** One (1) Drawer Adapter for Town 30 Cup Rice Pots (one per drawer required)



**HRDW-LID**



**HRDW-TOWN30**



Convected Drawer Warmer

This Hatco unit is designed to keep a variety of food products hot and flavor-fresh until served. With a single non-humidified cavity and a single electronic temperature control, this unit provides even, dry heat for food products that do not require humidity. With insulated top, sides and back, these drawer warmers provide excellent energy efficiency.

- Digital electronic controller for easy programming
- Low velocity convected air system provides even temperature throughout the cabinet
- Tough, durable chrome handles that are angled to avoid contact from passing carts
- Narrow width fits most kitchen footprints
- Heavy-duty drawer slides with nylon rollers
- Includes three (3) full-size pans



CDW-3N

CONVECTED DRAWER WARMER

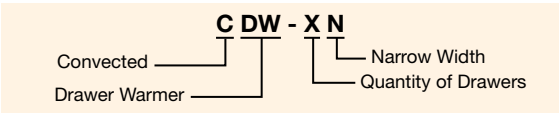
Model	Dimensions W x D* x H	Voltage Single Phase	Watts	Ship Weight
CDW-3N	16 <sup>5</sup> / <sub>8</sub> " x 30 <sup>1</sup> / <sub>2</sub> " x 30"	120	1015	179 lbs.

\* Includes 1<sup>1</sup>/<sub>4</sub>" depth for drawer handle.

All Convected Drawer Warmer Models Feature:

Plug: NEMA 5-15P.  
Models Shipped with: One (1) 6" deep food pan per drawer, low profile 2" casters and a 6' cord & plug set.  
Cord Location: Back of unit, top right corner.

FOOD PANS AND TRIVETS – PAGE 6





## Drawer Warmer Solutions

### Drawer Warmers

Hold everything from meat to vegetables to rolls in the Hatco Drawer Warmers. Built for tough kitchen duty with rugged construction and heavy-duty hardware, these warmers keep a variety of foods hot and fresh until served.

- Standard and narrow widths
- 1-, 2-, 3- or 4-drawer freestanding or 1-, 2- or 3-drawer built-in models
- Completely insulated individual cavities provide maximum energy efficiency
- 12-gauge stainless steel heavy-duty drawer slides with nylon rollers
- Stainless steel interior
- Each drawer has a food pan, a recessed individual thermostatic control, a temperature monitor, vent slides and a power switch
- Available with: oversized drawer frame, biscuit pan drawer, chip guard, casters, 6" adjustable stainless steel legs, water/spillage pan and splash baffle
- Standard width Drawer Warmer pans lift straight out of drawer (HDW-1N, -2N and -3N models requiring tipping the pan to install)



**HDW-2** with accessory 6" stainless steel legs



**HDW-3B**



**HDW-2R2** with optional touchscreen control

#### FREESTANDING DRAWER WARMERS

Model	Dimensions* W x D x H	Voltage Single Phase	Watts	Ship Weight
<b>HDW-1</b>	29½" x 22⅝" x 11"	120, 208, 240	450	97 lbs.
<b>HDW-2</b>	29½" x 22⅝" x 21⅞"	120, 208, 240	900	168 lbs.
<b>HDW-3</b>	29½" x 22⅝" x 31¼"	120, 208, 240	1350	232 lbs.
<b>HDW-4*</b>	29½" x 22⅝" x 41⅜"	120, 208, 240	1800	296 lbs.
<b>HDW-1N</b>	20⅞" x 27" x 11"	120, 208, 240	450	83 lbs.
<b>HDW-2N</b>	20⅞" x 27" x 21⅞"	120, 208, 240	900	168 lbs.
<b>HDW-3N</b>	20⅞" x 27" x 31¼"	120, 208, 240	1350	232 lbs.

\* Add 1¼" to depth for drawer handle. Height does not include legs/casters.

\* Not available for Canada.

#### All Freestanding Drawer Warmer Models Feature:

Plug: NEMA 5-15P. (208V and 240V use NEMA 6-15P.)

HDW-4 Shipped with: 6" stainless steel legs.

Models Shipped with: One (1) 6" deep food pan per drawer, 4" plastic legs and a 6' cord & plug set.

Cord Location: Back of unit, lower left corner.

#### BUILT-IN DRAWER WARMERS

Model	Dimensions* W x D x H	Voltage Single Phase	Watts	Ship Weight
<b>HDW-1B</b>	28¼" x 22⅝" x 9⅞"	120, 208, 240	450	88 lbs.
<b>HDW-2B</b>	28¼" x 22⅝" x 20"	120, 208, 240	900	159 lbs.
<b>HDW-3B</b>	28¼" x 22⅝" x 30⅞"	120, 208, 240	1350	232 lbs.
<b>HDW-1BN</b>	19½" x 26¼" x 9⅞"	120, 208, 240	450	88 lbs.
<b>HDW-2BN</b>	19½" x 26¼" x 20"	120, 208, 240	900	159 lbs.
<b>HDW-3BN</b>	19½" x 26¼" x 30⅞"	120, 208, 240	1350	232 lbs.

\* Add 1¼" to depth for drawer handle. Width and height excludes front mounting flange.

#### All Built-In Drawer Warmer Models Feature:

Conduit: 4' flexible conduit.

Models Shipped with: One (1) 6" deep food pan per drawer.

#### OPTIONS AND ACCESSORIES – PAGE 5

#### SPLIT DRAWER WARMERS

Model	Dimensions* W x D x H	Voltage Single Phase	Watts	Ship Weight
<b>HDW-1R2</b>	28⅞" x 16⅝" x 14⅞"	120	690	90 lbs.
<b>HDW-2R2</b>	28⅞" x 16⅝" x 24"	120	1290	135 lbs.

\* Add 1¼" to depth for drawer handle. Height includes legs.

#### All Split Drawer Warmer Models Feature:

Plug: NEMA 5-15P.

HDW-1R2 Shipped with: Two (2) 2½" deep food pans, 4" legs and a 6' cord & plug set.

HDW-2R2 Shipped with: Four (4) 2½" deep food pans, 4" legs and a 6' cord & plug set.

Pan Capacity: 20¼"W x 12¾"D x 2½"H.

Cord Location: Back of unit, lower left corner.

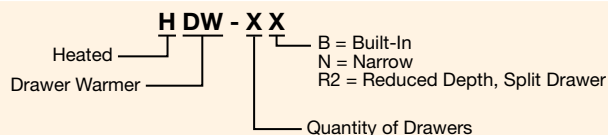
#### BUILT-IN CUTOUT REQUIREMENTS

Model	Width	Depth▼	Height
<b>HDW-1B</b>	28⅞"	24"	10⅞"
<b>HDW-2B</b>	28⅞"	24"	20¼"
<b>HDW-3B</b>	28⅞"	24"	30⅞"
<b>HDW-1BN</b>	19¾"	28⅞"	10⅞"
<b>HDW-2BN</b>	19¾"	28⅞"	20¼"
<b>HDW-3BN</b>	19¾"	28⅞"	30⅞"

▼ Depth includes 1½" for conduit connector.

ALL DRAWER WARMER HEATING ELEMENTS ARE WARRANTED AGAINST BURNOUT OR BREAKAGE FOR TWO YEARS.

ALL DRAWER SLIDES AND ROLLERS ARE WARRANTED AGAINST BREAKAGE FOR TWO YEARS.





## OPTIONS (available at time of purchase only)


**Designer Drawer Front Colors per drawer – Non-standard colors are non-returnable – Stainless Steel Standard –**

<b>RED</b>	Warm Red
<b>BLACK</b>	Black
<b>GRAY</b>	Gray Granite
<b>WHITE</b>	White Granite
<b>NAVY</b>	Navy Blue
<b>GREEN</b>	Hunter Green
<b>COPPER</b>	Antique Copper
<b>TTC - 1R2</b>	Temperature Control Timer – 6-Channel Control Touchscreen Display for HDW-1R2
<b>TTC - 2R2</b>	Temperature Control Timer – 6-Channel Control Touchscreen Display for HDW-2R2
<b>HDW-ITC</b>	Digital Temperature Control (required on all drawers) – excludes HDW-1R2, -2R2 models
<b>OS-PAN</b>	Oversized Drawer Frame and Pan (20" x 15" x 5") in lieu of standard drawer with Pan (standard width models only) – excludes HDW-1R2, -2R2 models
<b>BIS DRAWER</b>	Biscuit Pan Drawer (accommodates two [2] 18" x 13" Half-Size Sheet Pans – not included) in lieu of standard drawer with Pan (standard width models only) – excludes HDW-1R2, -2R2 models
<b>HDW-CHIP</b>	Chip Guard (excludes HDW-1R2, -2R2 models)
<b>RD-NOVENT</b>	No Drawer Vents (HDW-1R2, -2R2 models only)

## ACCESSORIES (available for purchase at any time)

<b>HDW-TRIVET</b>	Custom Trivet raises food product 1/2" off bottom of Full-Size Pan – 17 1/2" x 9 1/2" x 1 1/2"
<b>HDW 6" LEG</b>	6" Adjustable Stainless Steel Legs (standard on HDW-4 model)
<b>HDW-CASTER-2</b>	2" dia. Casters – all swivel, 2 lock – adds 2 1/2" to height of unit (HDW-1, -2, -3 models only)
<b>HDW-CASTER-3</b>	3" dia. Locking Casters – all swivel, all lock – adds 4 1/4" to height of unit (HDW-1, -2, -3 models only)
<b>HDW-CASTER-5</b>	5" dia. Locking Casters – all swivel, all lock – adds 6 1/4" to height of unit (excludes HDW-1R2, -2R2 models)
<b>HDW-SPILL</b>	Water/Spillage Pan – one per drawer (excludes HDW-1R2, -2R2 models, and <b>BIS Drawer</b> and <b>OS-Pan</b> options)
<b>HDW-SPLASH</b>	Splash Baffle – one per drawer (excludes HDW-1R2, -2R2 models, and <b>BIS Drawer</b> and <b>OS-Pan</b> options)

**FOOD PANS AND TRIVETS – PAGE 6**  
**COLORS AND FINISHES – PAGE 6**



**HDW-TRIVET**



**HDW 6" LEG**



### CASTERS

**HDW-CASTER-2** all swivel, 2 lock

**HDW-CASTER-3** all swivel, all lock

**HDW-CASTER-5** all swivel, all lock



**HDW-SPLASH**



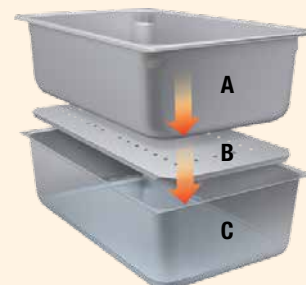
**TTC-1R2, -2R2 option**  
 Shown: Temperature and timer touchscreen control



**HDW-ITC option**  
 ITC - Digital temperature control

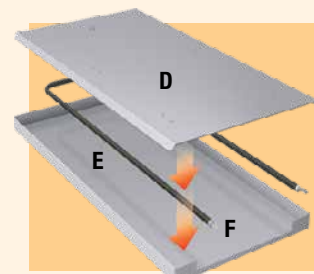


**BIS DRAWER option**  
 Biscuit pan drawer (pans not included)



### Additional Humidity

- A. Stainless steel food pan
- B. **HDW-SPLASH accessory**  
 Splash baffle
- C. **HDW-SPILL accessory**  
 Water/spillage pan (add 1/4" of water)



### Prevents chips from reaching the element

- D. Heat shield (included)
- E. Heating element (included)
- F. **HDW-CHIP option**  
 Chip guard (standard width shown)



## Drawer Warmer Solutions

### Food Pans And Trivets



**ST PANS**  
ST PAN 1/3  
ST PAN 1/2  
ST PAN 2  
ST PAN 4



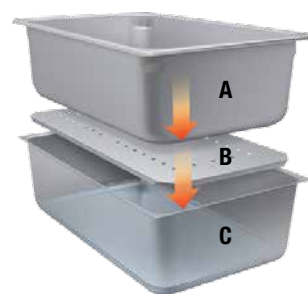
**ALUM PAN**



**HDW TRIVET**



**HDW 6" PAN**




#### Additional Humidity

- A. Stainless steel food pan
- B. **HDW-SPLASH** accessory  
Splash baffle
- C. **HDW-SPILL** accessory  
Water/spillage pan (add 1/4" of water)



**HDW-SPLASH**



**TRIVETS**  
TRIVET (1/2)SS  
TRIVET SS

#### FOOD PANS

Model	Description
<b>ALUM PAN</b>	Half-Size Sheet Pan – 18"W x 13"D
<b>ST PAN 1/3</b>	Third-Size Stainless Steel Pan – 12¾"W x 6⅞"D x 2½"H
<b>ST PAN 1/2</b>	Half-Size Stainless Steel Pan – 12¾"W x 10⅞"D x 2½"H
<b>ST PAN 2</b>	Full-Size Stainless Steel Pan – 12¾"W x 20¾"D x 2½"H
<b>ST PAN 4</b>	Full-Size Stainless Steel Pan – 12¾"W x 20¾"D x 4"H

#### FOOD PANS AND TRIVETS

Model	Description
<b>HDW-TRIVET</b>	Custom Trivet raises food product ½" off bottom of Full-Size Pan – 17½" x 9½" x ½"
<b>HDW-SPILL</b>	Water/Spillage Pan – one per drawer (excludes HDW-1R2, -2R2 models)
<b>HDW-SPLASH</b>	Splash Baffle – one per drawer (excludes HDW-1R2 model)
<b>HDW 6" PAN</b>	Full-Size Stainless Steel Food Pan – 12¾"W x 20¾"D x 6"H

#### TRIVETS

Model	Description
<b>Wire Trivets Stainless –</b>	
<b>TRIVET (1/2)SS</b>	Half-Size – 10⅞"W x 7⅞"D
<b>TRIVET SS</b>	Full-Size – 10⅞"W x 18"D

### Paint Chip Sample Colors

#### DESIGNER COLORS



**Warm Red**



**Black**



**Gray  
Granite**



**White  
Granite**



**Navy  
Blue**



**Hunter  
Green**



**Antique  
Copper**

*Colors are a representation and may not exactly match our colors.  
Consult factory for possible color matching options on these colors.  
Non-standard colors are non-returnable.*

To order a Hatco Paint Chip & Stone Sample Colors Sheet, visit [www.hatcocorp.com](http://www.hatcocorp.com) / Order Literature / Sales Literature / Sell Sheets.



Scan with web-enabled  
mobile device to visit  
[www.hatcocorp.com](http://www.hatcocorp.com)

## Hatco Corporation

P.O. BOX 340500 | Milwaukee, WI 53234-0500 USA

800-558-0607 | 414-671-6350

[www.hatcocorp.com](http://www.hatcocorp.com) | [support@hatcocorp.com](mailto:support@hatcocorp.com)