



**IMPORTANT NOTE:**

Locate the Specification Label on unit to determine exact Model Name and electrical specifications. This information is needed to identify the correct replacement parts. See exploded view illustration(s) for Specification Label location.

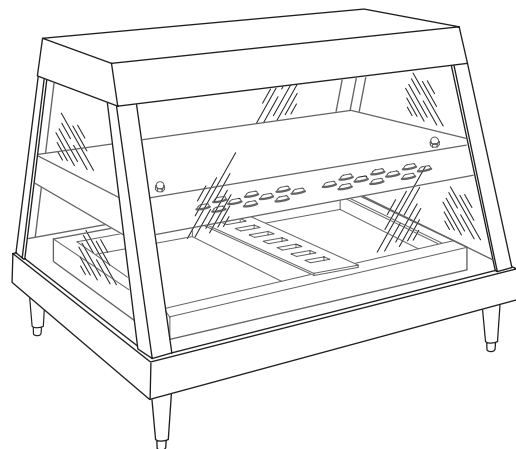
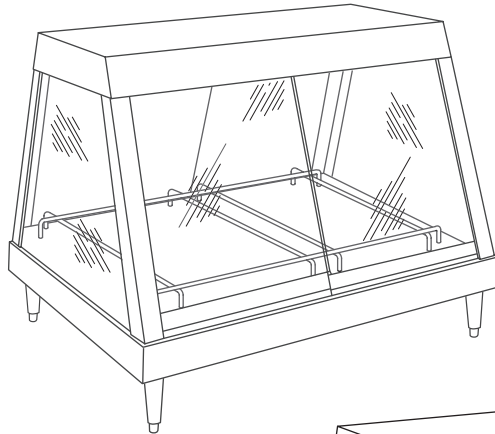


Use of replacement parts other than those supplied by Hatco Corporation will void all warranties and may result in damage to the unit or injury to personnel.

# Glo-Ray<sup>®</sup> Heated Display Cases

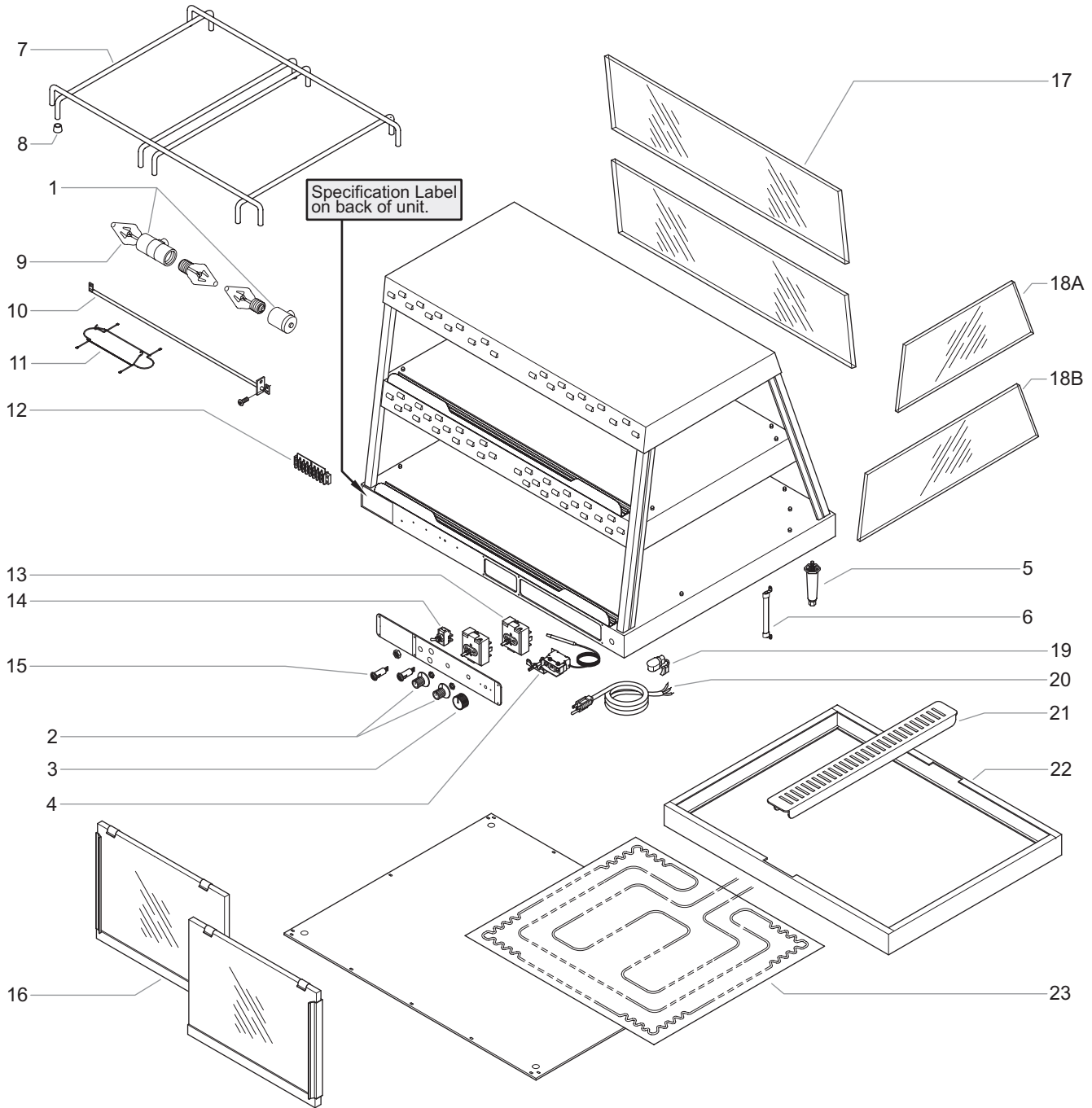
## *GRHD Series*

<u>Model Name</u>	<u>Page</u>
GRHD Series.....	2-8
GRHDH Series.....	9-15



# Replacement Parts List

# Hatco Glo-Ray® Heated Display Cases GRHD Series



## Parts Common to All GRHD Models

Item	Description	Part Number	Qty.
1	Light Socket Single	02.30.044.00	0-8
	Dual	02.30.045.00	0-2
2	Knob, Infinite Switch	05.30.043.00	1-3
3	Knob, Thermostat	05.30.018.00	1

Item	Description	Part Number	Qty.
4	Thermostat, Base	02.16.030.00	1
5	Leg, 4" (102 mm)	05.30.007.00	4
6	Thermometer	02.16.143.00	1-2

NOTE: Quantities shown as a range (example = "1-3") are dependent upon the number of shelves, the length of the unit, and/or if the unit is humidified.

## Parts Specific to Model GRHD-2P

Item	Description	Part Number	Qty.
7	Pan Rail	R04.22.030.00	1
8	Rubber Foot, Pan Rail	05.06.039.00	12
9	Light Bulb		
	120 V	02.30.265.00	4
	220, 240, 220-230, 230-240 V	02.30.266.00	4
10	Heating Element, Upper		
	120 V	R02.08.026D.00	1
	220, 220-230 V	R02.08.042E.00	1
	240, 230-240 V	R02.08.028E.00	1
11	Wire Guard	04.37.100.00	2
12	Terminal Block, 3-Pole	R02.15.030.00	1
13	Infinite Control Switch		
	120 V	R02.19.018.00	1
	220, 240, 220-230, 230-240 V	R02.19.019.00	1
14	On/Off Switch	R02.19.008A.00	1
15	Indicator Light		
	Red		
	120 V	02.19.154.00	1
	220, 240 V	02.19.151.00	1
	Green		
	220-230, 230-240 V	02.19.150.00	1

The shaded areas contain part information for **International models only**.

Item	Description	Part Number	Qty.
16	Glass Door, Non-Mirrored		
	Inner, Left Hand	R00.01.0002.00	1
	Outer, Right Hand	R00.01.0001.00	1
	Glass Door, Inner, Mirrored		
	Inner, Left Hand	R00.01.0014.00	1
	Outer, Right Hand	R00.01.0013.00	1
	Flip-Up Door	R00.02.0353.00	1
17	Glass, Front	04.40.064.00	1
18A	End Glass	04.40.065.00	2
18B	End Glass	N/A	
19	Strain Relief		
	120 V	02.20.226.00	1
	220, 240, 220-230, 230-240 V	02.20.212.00	1
20	Power Cord w/ Plug		
	120 V, NEMA 5-15P	R02.18.030.00	1
	220 V, BS-1363	02.18.068.00	1
	220, 220-230 V, CEE 7/7 Schuko	02.18.077.00	1
	240, 220-230, 230-240 V, BS-1363	02.18.066.00	1
	240 V, AS 3112	02.18.207.00	1
21	Pan Divider (optional)	04.22.400.00	1
22	Pan Enclosure, 2 Pan (optional)	04.22.406.00	1
23	Heating Element, Base		
	120 V	02.05.293.00	2
	220, 220-230 V	02.05.144.00	1
	240, 230-240 V	02.05.294.00	2
	Wiring Diagram		
	120, 220, 240 V	10-01-274	
	220-230, 230-240 V	10-01-275	

## Parts Specific to Model GRHD-2PD

Item	Description	Part Number	Qty.
7	Pan Rail	R04.22.030.00	1
8	Rubber Foot, Pan Rail	05.06.039.00	12
9	Light Bulb		
	120 V	02.30.265.00	6
	220, 240, 220-230, 230-240 V	02.30.266.00	6
10	Heating Element, Upper		
	120 V	R02.08.202D.00	1
	220, 220-230 V	R02.08.250E.00	1
	240, 230-240 V	R02.08.251E.00	1
11	Wire Guard	04.37.100.00	2
12	Terminal Block, 3-Pole	R02.15.030.00	1
13	Infinite Control Switch		
	120 V	R02.19.018.00	1
	220, 240, 220-230, 230-240 V	R02.19.019.00	1
14	On/Off Switch	R02.19.008A.00	1
15	Indicator Light		
	Red		
	120 V	02.19.154.00	2
	220, 240 V	02.19.151.00	2
	Green		
	220-230, 230-240 V	02.19.150.00	2

The shaded areas contain part information for **International models only.**

Item	Description	Part Number	Qty.
16	Glass Door, Non-Mirrored		
	Inner, Left Hand	R00.01.0008.00	1
	Outer, Right Hand	R00.01.0007.00	1
	Glass Door, Inner, Mirrored		
	Inner, Left Hand	R00.01.0020.00	1
	Outer, Right Hand	R00.01.0019.00	1
	Flip-Up Door	R00.02.0356.00	1
17	Glass, Front	04.40.068.00	2
18A	End Glass	04.40.069.00	2
18B	End Glass	04.40.070.00	2
19	Strain Relief		
	120 V	02.20.226.00	1
	220, 240, 220-230, 230-240 V	02.20.212.00	1
20	Power Cord w/ Plug		
	120 V, NEMA 5-15P	R02.18.030.00	1
	220 V, BS-1363	02.18.068.00	1
	220, 220-230 V, CEE 7/7 Schuko	02.18.077.00	1
	240, 220-230, 230-240 V, BS-1363	02.18.066.00	1
	240 V, AS 3112	02.18.207.00	1
21	Pan Divider (optional)	04.22.400.00	1
22	Pan Enclosure, 2 Pan (optional)	04.22.406.00	1
23	Heating Element, Base		
	120 V	02.05.293.00	2
	220, 220-230 V	02.05.138.00	1
	240, 230-240 V	02.05.294.00	2
	Wiring Diagram		
	120, 220, 240 V	10-01-273	
	220-230, 230-240 V	10-01-276	

**NOTE:** The last four digits in a ten digit numerical serial number are the manufacturing date code.

Example: Serial number 9625061931 has a date code of "1931" which indicates the following: 1931

└─ Week Thirty-One  
└─ Year 2019

Please note also, prior to January 2001 the serial number date code indicated the month of manufacture.

Example: XXXXXX0007

└─ Month Seven  
└─ Year 2000

## Parts Specific to Model GRHD-3P

Item	Description	Part Number	Qty.
7	Pan Rail	R04.22.031.00	1
8	Rubber Foot, Pan Rail	05.06.039.00	16
9	Light Bulb		
	120 V	02.30.265.00	5
	220, 240, 220-230, 230-240 V	02.30.266.00	5
10	Heating Element, Upper		
	120 V	R02.08.007D.00	1
	220, 220-230 V	R02.08.039E.00	1
	240, 230-240 V	R02.08.009E.00	1
11	Wire Guard	04.37.100.00	2
12	Terminal Block, 3-Pole	R02.15.030.00	1
13	Infinite Control Switch		
	120 V	R02.19.018.00	1
	220, 240, 220-230, 230-240 V	R02.19.019.00	1
14	On/Off Switch	R02.19.008A.00	1
15	Indicator Light		
	Red		
	120 V	02.19.154.00	1
	220, 240 V	02.19.151.00	1
	Green		
	220-230, 230-240 V	02.19.150.00	1

The shaded areas contain part information for **International models only**.

\* Not shown.

Item	Description	Part Number	Qty.
16	Glass Door, Non-Mirrored		
	Inner, Left Hand	R00.01.0004.00	1
	Outer, Right Hand	R00.01.0003.00	1
	Glass Door, Inner, Mirrored		
	Inner, Left Hand	R00.01.0016.00	1
	Outer, Right Hand	R00.01.0015.00	1
	Flip-Up Door	R00.02.0354.00	1
17	Glass, Front	04.40.066.00	1
18A	End Glass	04.40.065.00	2
18B	End Glass	N/A	
19	Strain Relief		
	120 V	02.20.226.00	1
	220, 240, 220-230, 230-240 V	02.20.212.00	1
20	Power Cord w/ Plug		
	120 V, NEMA 5-15P	R02.18.030.00	1
	220 V, BS-1363	02.18.068.00	1
	220, 220-230 V, CEE 7/7 Schuko	02.18.077.00	1
	240, 220-230, 230-240 V, BS-1363	02.18.066.00	1
	240 V, AS 3112	02.18.207.00	1
21	Pan Divider (optional)	04.22.400.00	1
22	Pan Enclosure, 2 Pan (optional)	04.22.406.00	1
	Pan Enclosure, 1 Pan (optional) *	04.22.407.00	1
23	Heating Element, Base		
	120 V	02.05.293.00	3
	220, 220-230 V	02.05.138.00	1
		02.05.142.00	1
	240, 230-240 V	02.05.294.00	3
	Wiring Diagram		
	120, 220, 240 V	10-01-274	
	220-230, 230-240 V	10-01-275	

## Parts Specific to Model GRHD-3PD

Item	Description	Part Number	Qty.
7	Pan Rail	R04.22.031.00	1
8	Rubber Foot, Pan Rail	05.06.039.00	16
9	Light Bulb		
	120 V	02.30.265.00	8
	220, 240, 220-230, 230-240 V	02.30.266.00	8
10	Heating Element, Upper		
	120 V	R02.08.216D.00	2
	220, 220-230 V	R02.08.253E.00	2
	240, 230-240 V	R02.08.254E.00	2
11	Wire Guard	04.37.100.00	6
12	Terminal Block, 3-Pole	R02.15.030.00	1
13	Infinite Control Switch		
	120 V	R02.19.018.00	1
	220, 240, 220-230, 230-240 V	R02.19.019.00	1
14	On/Off Switch	R02.19.008A.00	1
15	Indicator Light		
	Red		
	120 V	02.19.154.00	2
	220, 240 V	02.19.151.00	2
	Green		
	220-230, 230-240 V	02.19.150.00	2

The shaded areas contain part information for **International models only**.

† Canadian 120 V units use Power Cord w/Plug P/N 02.18.089.00 (NEMA 5-20P).

\* Not shown.

Item	Description	Part Number	Qty.
16	Glass Door, Non-Mirrored		
	Inner, Left Hand	R00.01.0010.00	1
	Outer, Right Hand	R00.01.0009.00	1
	Glass Door, Inner, Mirrored		
	Inner, Left Hand	R00.01.0022.00	1
	Outer, Right Hand	R00.01.0021.00	1
	Flip-Up Door	R00.02.0357.00	1
17	Glass, Front	04.40.071.00	2
18A	End Glass	04.40.069.00	2
18B	End Glass	04.40.070.00	2
19	Strain Relief		
	120 V	02.20.226.00	1
	220, 240, 220-230, 230-240 V	02.20.212.00	1
20	Power Cord w/ Plug		
	120 V, NEMA 5-15P †	R02.18.154.00	1
	220, 240, 220-230, 230-240 V, BS-1363	02.18.068.00	1
	220, 220-230 V, CEE 7/7 Schuko	02.18.077.00	1
	240 V, AS 3112	02.18.207.00	1
21	Pan Divider (optional)	04.22.400.00	1
22	Pan Enclosure, 2 Pan (optional)	04.22.406.00	1
	Pan Enclosure, 1 Pan (optional) *	04.22.407.00	1
23	Heating Element, Base		
	120 V	02.05.293.00	3
	220, 220-230 V	02.05.137.00	2
	240, 230-240 V	02.05.294.00	3
	Wiring Diagram		
	120, 220, 240 V	10-01-273	
	220-230, 230-240 V	10-01-276	

**NOTE:** The last four digits in a ten digit numerical serial number are the manufacturing date code.

Example: Serial number 9625061931 has a date code of "1931" which indicates the following: 1931

└─ Week Thirty-One  
└─ Year 2019

Please note also, prior to January 2001 the serial number date code indicated the month of manufacture.

Example: XXXXXX0007

└─ Month Seven  
└─ Year 2000

## Parts Specific to Model GRHD-4P

Item	Description	Part Number	Qty.
7	Pan Rail	R04.22.032.00	1
8	Rubber Foot, Pan Rail	05.06.039.00	20
9	Light Bulb		
	120, 120/208, 120/240 V	02.30.265.00	6
	220, 240, 220-230, 230-240 V	02.30.266.00	6
10	Heating Element, Upper		
	120, 120/208, 120/240 V	R02.08.025D.00	1
	220, 220-230 V	R02.08.046E.00	1
	240, 230-240 V	R02.08.030E.00	1
11	Wire Guard	04.37.100.00	4
12	Terminal Block, 3-Pole	R02.15.030.00	1
13	Infinite Control Switch		
	120, 120/208, 120/240 V	R02.19.018.00	1
	220, 240, 220-230, 230-240 V	R02.19.019.00	1
14	On/Off Switch	R02.19.008A.00	1
15	Indicator Light		
	Red		
	120, 120/208, 120/240 V	02.19.154.00	1
	220, 240 V	02.19.151.00	1
	Green		
	220-230, 230-240 V	02.19.150.00	1

The shaded areas contain part information for **International models only.**

Item	Description	Part Number	Qty.
16	Glass Door, Non-Mirrored		
	Inner, Left Hand	R00.01.0006.00	1
	Outer, Right Hand	R00.01.0005.00	1
	Glass Door, Inner, Mirrored		
	Inner, Left Hand	R00.01.0018.00	1
	Outer, Right Hand	R00.01.0017.00	1
	Flip-Up Door	R00.02.0355.00	1
17	Glass, Front	04.40.067.00	2
18A	End Glass	04.40.065.00	2
18B	End Glass	N/A	
19	Strain Relief		
	120 V	02.20.226.00	1
	120/208, 120/240 V	R02.20.440.00	1
	220, 240, 220-230, 230-240 V	02.20.212.00	1
20	Power Cord w/ Plug		
	120 V, NEMA 5-15P	R02.18.154.00	1
	120/208, 120/240 V, NEMA L14-20P	02.18.128.00	1
	220, 220-230 V, CEE 7/7 Schuko	02.18.077.00	1
	220, 240, 220-230, 230-240 V, BS-1363	02.18.068.00	1
	240 V, AS 3112	02.18.207.00	1
21	Pan Divider (optional)	04.22.400.00	1
22	Pan Enclosure, 2 Pan (optional)	04.22.406.00	1
23	Heating Element, Base		
	120, 120/208, 120/240 V	02.05.293.00	4
	220, 220-230 V	02.05.138.00	1
		02.05.144.00	1
	240, 230-240 V	02.05.294.00	4
	Wiring Diagram		
	120, 220, 240 V	10-01-274	
	120/208, 120/240 V	HS2-641	
	220-230, 230-240 V	10-01-275	

## Parts Specific to Model GRHD-4PD

Item	Description	Part Number	Qty.
7	Pan Rail	R04.22.032.00	1
8	Rubber Foot, Pan Rail	05.06.039.00	20
9	Light Bulb		
	120, 120/208, 120/240 V	02.30.265.00	8
	220, 240, 220-230, 230-240 V	02.30.266.00	8
10	Heating Element, Upper		
	120, 120/208, 120/240 V	R02.08.206D.00	2
	220, 220-230 V	R02.08.256E.00	2
	240, 230-240 V	R02.08.257E.00	2
11	Wire Guard	04.37.100.00	8
12	Terminal Block, 3-Pole	R02.15.030.00	1
13	Infinite Control Switch		
	120, 120/208, 120/240 V	R02.19.018.00	2
	220, 240, 220-230, 230-240 V	R02.19.019.00	2
14	On/Off Switch	R02.19.008A.00	1
15	Indicator Light		
	Red		
	120, 120/208, 120/240 V	02.19.154.00	2
	220, 240 V	02.19.151.00	2
	Green		
	220-230, 230-240 V	02.19.150.00	2

The shaded areas contain part information for **International models only**.

\* Not shown.

Item	Description	Part Number	Qty.
16	Glass Door, Non-Mirrored		
	Inner, Left Hand	R00.01.0012.00	1
	Outer, Right Hand	R00.01.0011.00	1
	Glass Door, Inner, Mirrored		
	Inner, Left Hand	R00.01.0024.00	1
	Outer, Right Hand	R00.01.0023.00	1
	Flip-Up Door	R00.02.0358.00	1
17	Glass, Front	04.40.072.00	2
18A	End Glass	04.40.069.00	2
18B	End Glass	04.40.070.00	2
19	Strain Relief		
	120 V	02.20.356.00	1
	120/208, 120/240 V	R02.20.440.00	1
	220, 240, 220-230, 230-240 V	02.20.212.00	1
20	Power Cord w/ Plug		
	120 V, NEMA 5-30P	02.18.039.00	1
	120/208, 120/240 V, NEMA L14-20P	02.18.128.00	1
	220, 220-230 V, CEE 7/7 Schuko	02.18.038.00	1
	220, 240, 220-230, 230-240 V, BS-1363	02.18.068.00	1
	240 V, AS 3112	02.18.105.00	1
21	Pan Divider (optional)	04.22.400.00	1
22	Pan Enclosure, 2 Pan (optional)	04.22.406.00	1
	Pan Enclosure, 1 Pan (optional) *	04.22.407.00	1
23	Heating Element, Base		
	120, 120/208, 120/240 V	02.05.293.00	4
	220, 220-230 V	02.05.144.00	1
	240, 230-240 V	02.05.294.00	4
	Wiring Diagram		
	120 V	10-01-1060	
	120/208, 120/240 V	HS2-767	
	220, 240 V	10-01-273	
	220-230, 230-240 V	10-01-276	

NOTE: The last four digits in a ten digit numerical serial number are the manufacturing date code.

Example: Serial number 9625061931 has a date code of "1931" which indicates the following: 1931

└─ Week Thirty-One  
└─ Year 2019

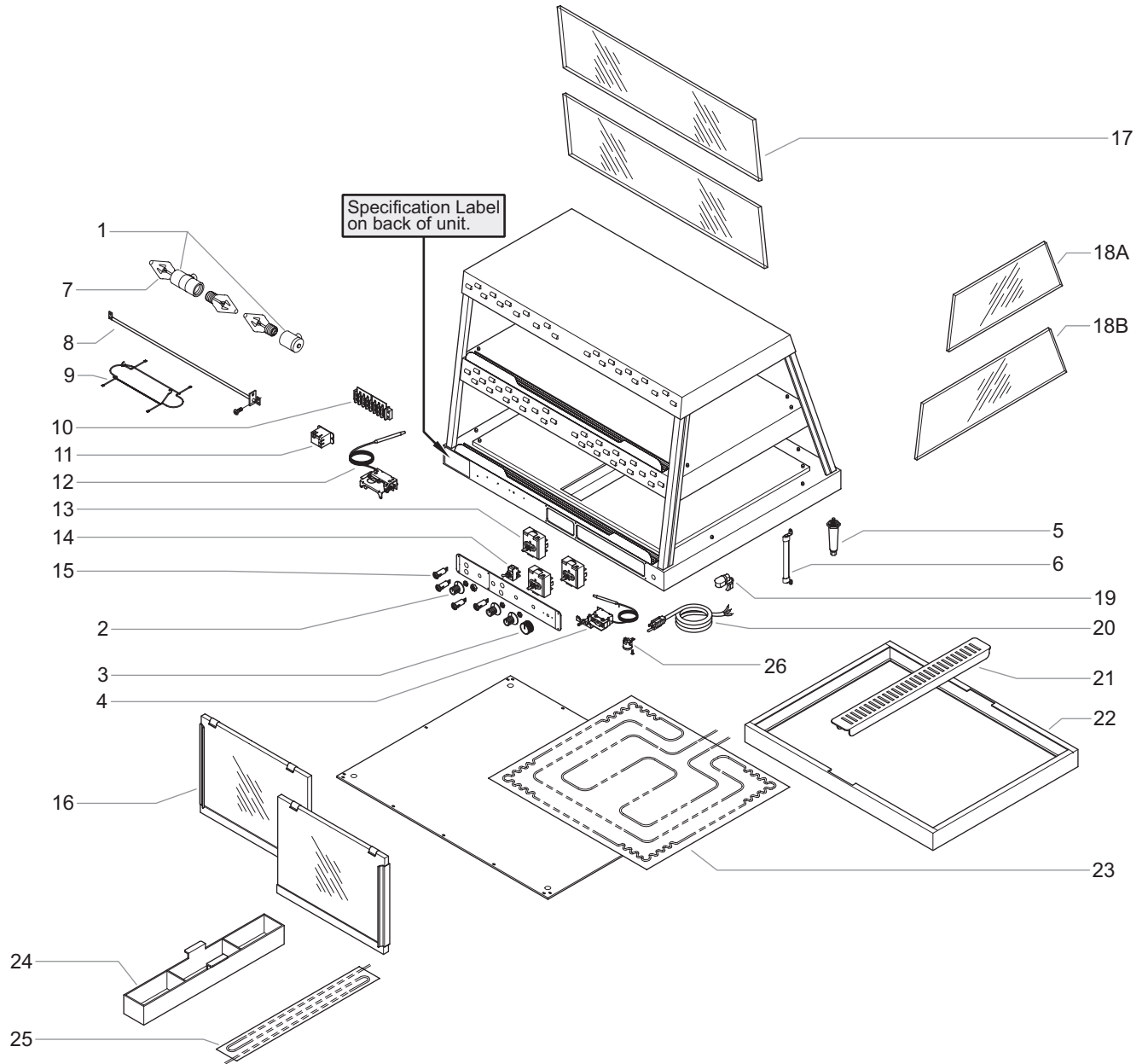
Please note also, prior to January 2001 the serial number date code indicated the month of manufacture.

Example: XXXXXX0007

└─ Month Seven  
└─ Year 2000



# Hatco Glo-Ray® Heated Humidified Display Cases GRHDH Series



## Parts Common to All GRHDH Models

Item	Description	Part Number	Qty.
1	Light Socket Single	02.30.044.00	0-8
	Dual	02.30.045.00	0-2
2	Knob, Infinite Switch	05.30.043.00	1-3
3	Knob, Thermostat	05.30.018.00	1

Item	Description	Part Number	Qty.
4	Thermostat, Base	02.16.030.00	1
5	Leg, 4" (102 mm)	05.30.007.00	4
6	Thermometer	02.16.143.00	1-2

*NOTE: Quantities shown as a range (example = "1-3") are dependent upon the number of shelves, the length of the unit, and/or if the unit is humidified.*

## Parts Specific to Model GRHDH-2P

Item	Description	Part Number	Qty.
7	Light Bulb		
	120 V	02.30.265.00	4
	220, 240, 220-230, 230-240 V	02.30.266.00	4
8	Heating Element, Upper		
	120 V	R02.08.026D.00	1
	220, 220-230 V	R02.08.042E.00	1
	240, 230-240 V	R02.08.028E.00	1
9	Wire Guard	04.37.100.00	2
10	Terminal Block, 3-Pole	R02.15.030.00	1
11	Relay		
	120 V	R02.01.088.00	1
	220, 240, 230-240 V	02.01.105.00	1
	220-230 V	02.01.180.00	1
12	High Limit, Manual	02.16.071.00	1
13	Infinite Control Switch		
	120 V	R02.19.018.00	2
	220, 240, 220-230, 230-240 V	R02.19.019.00	2
14	On/Off Switch	R02.19.008A.00	1
15	Indicator Light		
	Red		
	120 V	02.19.154.00	2
	220, 240 V	02.19.151.00	2
	Green		
	120 V	02.19.155.00	1
	220, 240 V	02.19.150.00	1
	220-230, 230-240 V	02.19.150.00	2
	Yellow		
	220-230, 230-240 V	02.19.152.00	1

The shaded areas contain part information for **International models only**.

*NOTE: Quantities shown as a range (example = "1-3") are dependent upon the number of shelves, the length of the unit, and/or if the unit is humidified.*

Item	Description	Part Number	Qty.
16	Glass Door, Non-Mirrored		
	Inner, Left Hand	R00.01.0002.00	1
	Outer, Right Hand	R00.01.0001.00	1
	Glass Door, Inner, Mirrored		
	Inner, Left Hand	R00.01.0014.00	1
	Outer, Right Hand	R00.01.0013.00	1
	Flip-Up Door	R00.02.0353.00	1
17	Glass, Front	04.40.064.00	1
18A	End Glass	04.40.065.00	2
18B	End Glass	N/A	
19	Strain Relief		
	120 V	02.20.226.00	1
	220, 240, 220-230, 230-240 V	02.20.212.00	1
20	Power Cord w/ Plug		
	120 V, NEMA 5-15P	R02.18.030.00	1
	220, 220-230 V, CEE 7/7 Schuko	02.18.077.00	1
	240, 220-230, 230-240 V, BS-1363	02.18.066.00	1
	240 V, AS 3112	02.18.207.00	1
21	Pan Divider (optional)	04.22.400.00	1
22	Pan Enclosure, 2 Pan (optional)	04.22.406.00	1
23	Heating Element		
	120 V	02.05.293.00	2
	220, 220-230 V	02.05.137.00	2
	240, 230-240 V	02.05.294.00	2
24	Water Trough	04.22.403.00	1
25	Heating Element, Water		
	120 V	02.05.295.00	1
	220, 240, 220-230, 230-240 V	02.05.296.00	1
26	High Limit, Automatic	R02.16.036.00	1
	Wiring Diagram		
	120, 220, 240 V	10-01-274	
	220-230, 230-240 V	10-01-275	

## Parts Specific to Model GRHDDH-2PD

Item	Description	Part Number	Qty.
7	Light Bulb		
	120 V	02.30.265.00	6
	220, 240, 220-230, 230-240 V	02.30.266.00	6
8	Heating Element, Upper		
	120 V	R02.08.202D.00	1
	220, 220-230 V	R02.08.250E.00	1
	240, 230-240 V	R02.08.251E.00	1
9	Wire Guard	04.37.100.00	2
10	Terminal Block, 3-Pole	R02.15.030.00	1
11	Relay		
	120 V	R02.01.088.00	1
	220, 220-230 V	02.01.180.00	1
	240, 230-240 V	02.01.105.00	1
12	High Limit, Manual	02.16.071.00	1
13	Infinite Control Switch		
	120 V	R02.19.018.00	3
	220, 240, 220-230, 230-240 V	R02.19.019.00	3
14	On/Off Switch	R02.19.008A.00	1
15	Indicator Light		
	Red		
	120 V	02.19.154.00	3
	220, 240 V	02.19.151.00	3
	Green		
	120 V	02.19.155.00	1
	220, 240 V	02.19.150.00	1
	220-230, 230-240 V	02.19.150.00	3
	Yellow		
	220-230, 230-240 V	02.19.152.00	1

The shaded areas contain part information for **International models only**.

*NOTE: Quantities shown as a range (example = "1-3") are dependent upon the number of shelves, the length of the unit, and/or if the unit is humidified.*

† Canadian 120 V units use Power Cord w/Plug P/N 02.18.089.00 (NEMA 5-20P).

Item	Description	Part Number	Qty.
16	Glass Door, Non-Mirrored		
	Inner, Left Hand	R00.01.0008.00	1
	Outer, Right Hand	R00.01.0007.00	1
	Glass Door, Inner, Mirrored		
	Inner, Left Hand	R00.01.0020.00	1
	Outer, Right Hand	R00.01.0019.00	1
	Flip-Up Door	R00.02.0356.00	1
17	Glass, Front	04.40.068.00	2
18A	End Glass	04.40.069.00	2
18B	End Glass	04.40.070.00	1
19	Strain Relief		
	120 V	02.20.226.00	1
	220, 240, 220-230, 230-240 V	02.20.212.00	1
20	Power Cord w/ Plug		
	120 V, NEMA 5-15P †	R02.18.030.00	1
	220, 220-230 V, CEE 7/7 Schuko	02.18.077.00	1
	240, 220-230, 230-240 V, BS-1363	02.18.068.00	1
	240 V, AS 3112	02.18.207.00	1
21	Pan Divider (optional)	04.22.400.00	1
22	Pan Enclosure, 2 Pan (optional)	04.22.406.00	1
23	Heating Element		
	120 V	02.05.293.00	2
	220, 220-230 V	02.05.137.00	2
	240, 230-240 V	02.05.294.00	2
24	Water Trough	04.22.403.00	1
25	Heating Element, Water		
	120 V	02.05.295.00	1
	220, 240, 220-230, 230-240 V	02.05.296.00	1
26	High Limit, Automatic	R02.16.036.00	1
	Wiring Diagram		
	120, 220, 240 V	10-01-273	
	220-230, 230-240 V	10-01-276	

## Parts Specific to Model GRHDH-3P

Item	Description	Part Number	Qty.
7	Light Bulb		
	120 V	02.30.265.00	5
	220, 240, 220-230, 230-240 V	02.30.266.00	5
8	Heating Element, Upper		
	120 V	R02.08.007D.00	1
	220, 220-230 V	R02.08.039E.00	1
	240, 230-240 V	R02.08.009E.00	1
9	Wire Guard	04.37.100.00	3
10	Terminal Block, 3-Pole	R02.15.030.00	1
11	Relay		
	120 V	R02.01.088.00	1
	220, 220-230 V	02.01.180.00	1
	240, 230-240 V	02.01.105.00	1
12	High Limit, Manual	02.16.071.00	1
13	Infinite Control Switch		
	120 V	R02.19.018.00	2
	220, 240, 220-230, 230-240 V	R02.19.019.00	2
14	On/Off Switch	R02.19.008A.00	1
15	Indicator Light		
	Red		
	120 V	02.19.154.00	2
	220, 240 V	02.19.151.00	2
	Green		
	120 V	02.19.155.00	1
	220, 240 V	02.19.150.00	1
	220-230, 230-240 V	02.19.150.00	2
Yellow			
	220-230, 230-240 V	02.19.152.00	1

The shaded areas contain part information for **International models only**.

*NOTE: Quantities shown as a range (example = "1-3") are dependent upon the number of shelves, the length of the unit, and/or if the unit is humidified.*

† Canadian 120 V units use Power Cord w/Plug P/N 02.18.089.00 (NEMA 5-20P).

\* Not shown.

Item	Description	Part Number	Qty.
16	Glass Door, Non-Mirrored		
	Inner, Left Hand	R00.01.0004.00	1
	Outer, Right Hand	R00.01.0003.00	1
	Glass Door, Inner, Mirrored		
	Inner, Left Hand	R00.01.0016.00	1
	Outer, Right Hand	R00.01.0015.00	1
	Flip-Up Door	R00.02.0354.00	1
17	Glass, Front	04.40.066.00	1
18A	End Glass	04.40.065.00	2
18B	End Glass	N/A	
19	Strain Relief		
	120 V	02.20.226.00	1
	220, 240, 220-230, 230-240 V	02.20.212.00	1
20	Power Cord w/ Plug		
	120 V, NEMA 5-15P †	R02.18.030.00	1
	220, 220-230 V, CEE 7/7 Schuko	02.18.077.00	1
	240, 220-230, 230-240 V, BS-1363	02.18.068.00	1
	240 V, AS 3112	02.18.207.00	1
21	Pan Divider (optional)	04.22.400.00	1
22	Pan Enclosure, 2 Pan (optional)	04.22.406.00	1
	Pan Enclosure, 1 Pan (optional) *	04.22.407.00	1
23	Heating Element		
	120 V	02.05.293.00	3
	220, 220-230 V	02.05.137.00	1
	240, 230-240 V	02.05.294.00	3
24	Water Trough	04.22.403.00	1
25	Heating Element, Water		
	120 V	02.05.295.00	1
	220, 240, 220-230, 230-240 V	02.05.296.00	1
26	High Limit, Automatic	R02.16.036.00	1
	Wiring Diagram		
	120, 220, 240 V	10-01-274	
	220-230, 230-240 V	10-01-275	

## Parts Specific to Model GRHDH-3PD

Item	Description	Part Number	Qty.
7	Light Bulb		
	120 V	02.30.265.00	8
	220, 240, 220-230, 230-240 V	02.30.266.00	8
8	Heating Element, Upper		
	120 V	R02.08.216D.00	2
	220, 220-230 V	R02.08.253E.00	2
	240, 230-240 V	R02.08.254E.00	2
9	Wire Guard	04.37.100.00	6
10	Terminal Block, 3-Pole	R02.15.030.00	1
11	Relay		
	120 V	R02.01.088.00	1
	220, 220-230 V	02.01.180.00	1
	240, 230-240 V	02.01.105.00	1
12	High Limit, Manual	02.16.071.00	1
13	Infinite Control Switch		
	120 V	R02.19.018.00	3
	220, 240, 220-230, 230-240 V	R02.19.019.00	3
14	On/Off Switch	R02.19.008A.00	1
15	Indicator Light		
	Red		
	120 V	02.19.154.00	3
	220, 240 V	02.19.151.00	3
	Green		
	120 V	02.19.155.00	1
	220, 240 V	02.19.150.00	1
	220-230, 230-240 V	02.19.150.00	3
	Yellow		
	220-230, 230-240 V	02.19.152.00	1

The shaded areas contain part information for **International models only**.

*NOTE: Quantities shown as a range (example = "1-3") are dependent upon the number of shelves, the length of the unit, and/or if the unit is humidified.*

† Canadian 120 V units use Power Cord w/Plug P/N 02.18.039.00 (NEMA 5-30P) and Strain Relief P/N 02.20.356.00.

\* Not shown.

Item	Description	Part Number	Qty.
16	Glass Door, Non-Mirrored		
	Inner, Left Hand	R00.01.0010.00	1
	Outer, Right Hand	R00.01.0009.00	1
	Glass Door, Inner, Mirrored		
	Inner, Left Hand	R00.01.0022.00	1
	Outer, Right Hand	R00.01.0021.00	1
	Flip-Up Door	R00.02.0357.00	1
17	Glass, Front	04.40.071.00	2
18A	End Glass	04.40.069.00	2
18B	End Glass	04.40.070.00	2
19	Strain Relief		
	120 V †	02.20.226.00	1
	220, 240, 220-230, 230-240 V	02.20.212.00	1
20	Power Cord w/ Plug		
	120 V, NEMA 5-20P †	02.18.089.00	1
	220, 220-230 V, CEE 7/7 Schuko	02.18.077.00	1
	240, 220-230, 230-240 V, BS-1363	02.18.068.00	1
	240 V, AS 3112	02.18.207.00	1
21	Pan Divider (optional)	04.22.400.00	1
22	Pan Enclosure, 2 Pan (optional)	04.22.406.00	1
	Pan Enclosure, 1 Pan (optional) *	04.22.407.00	1
23	Heating Element		
	120 V	02.05.293.00	3
	220, 220-230 V	02.05.137.00	1
		02.05.141.00	1
	240, 230-240 V	02.05.294.00	3
24	Water Trough	04.22.403.00	1
25	Heating Element, Water		
	120 V	02.05.295.00	1
	220, 240, 220-230, 230-240 V	02.05.296.00	1
26	High Limit, Automatic	R02.16.036.00	1
	Wiring Diagram		
	120 V	10-01-1060	
	220, 240 V	10-01-273	
	220-230, 230-240 V	10-01-276	

## Parts Specific to Model GRHDH-4P

Item	Description	Part Number	Qty.
7	Light Bulb		
	120, 120/208, 120/240 V	02.30.265.00	6
	220, 240, 220-230, 230-240 V	02.30.266.00	6
8	Heating Element, Upper		
	120, 120/208, 120/240 V	R02.08.025D.00	1
	220, 220-230 V	R02.08.046E.00	1
	240, 230-240 V	R02.08.030E.00	1
9	Wire Guard	04.37.100.00	4
10	Terminal Block, 3-Pole	R02.15.030.00	1
11	Relay		
	120 V (SPST)	R02.01.088.00	1
	120 V (DPDT)	02.01.097.00	1
	220, 220-230 V	02.01.180.00	1
	240, 230-240 V	02.01.105.00	1
12	High Limit, Manual	02.16.071.00	1
13	Infinite Control Switch		
	120 V	R02.19.018.00	2
	220, 240, 220-230, 230-240 V	R02.19.019.00	2
14	On/Off Switch		
	120 V	R02.19.006.00	1
	120/208, 120/240 V	R02.19.008A.00	1
	220, 240, 220-230, 230-240 V	R02.19.008A.00	1
15	Indicator Light		
	Red		
	120, 120/208, 120/240 V	02.19.154.00	2
	220, 240 V	02.19.151.00	2
	Green		
	120, 120/208, 120/240 V	02.19.155.00	1
	220, 240 V	02.19.150.00	1
	220-230, 230-240 V	02.19.150.00	2
Yellow			
	220-230, 230-240 V	02.19.152.00	1

The shaded areas contain part information for International models only.

Item	Description	Part Number	Qty.
16	Glass Door, Non-Mirrored		
	Inner, Left Hand		
	120, 120/208, 120/240, 220 V	R00.01.0006.00	1
	240, 220-230, 230-240 V	R00.01.0004.00	1
	Outer, Right Hand		
	120, 120/208, 120/240, 220 V	R00.01.0005.00	1
	240, 220-230, 230-240 V	R00.01.0003.00	1
	Glass Door, Inner, Mirrored		
	Inner, Left Hand	R00.01.0018.00	1
	Outer, Right Hand	R00.01.0017.00	1
	Flip-Up Door	R00.02.0355.xx	1
17	Glass, Front	04.40.067.00	2
18A	End Glass	04.40.065.00	2
18B	End Glass	N/A	
19	Strain Relief		
	120 V	02.20.226.00	1
	120/208, 120/240 V	02.20.440.00	1
	220, 240, 220-230, 230-240 V	02.20.212.00	1
20	Power Cord w/ Plug		
	120 V, NEMA 5-30P	02.18.039.00	1
	120/208, 120/240 V, L14-20P	02.18.128.00	1
	220, 220-230 V, CEE 7/7 Schuko	02.18.038.00	1
	240, 220-230, 230-240 V, BS-1363	02.18.068.00	1
	240 V, AS 3112	02.18.207.00	1
21	Pan Divider (optional)	04.22.400.00	1
22	Pan Enclosure, 2 Pan (optional)	04.22.406.00	1
23	Heating Element		
	120, 120/208, 120/240 V	02.05.293.00	4
	220, 220-230 V	02.05.137.00	2
		02.05.141.00	1
	240, 230-240 V	02.05.294.00	4
24	Water Trough	04.22.403.00	1
25	Heating Element, Water		
	120, 120/208, 120/240 V	02.05.295.00	1
	220, 240, 220-230, 230-240 V	02.05.296.00	1
26	High Limit, Automatic	R02.16.036.00	1
	Wiring Diagram		
	120 V	10-01-1062	
	120/208, 120/240 V	HS2-2938	
	220V	HS2-2931	
	240 V	HS2-2932	
	220-230 V	HS2-4209	
230-240 V	HS2-4210		

## Parts Specific to Model GRHDH-4PD

Item	Description	Part Number	Qty.
7	Light Bulb		
	120, 120/208, 120/240 V	02.30.265.00	8
	220, 240, 220-230, 230-240 V	02.30.266.00	8
8	Heating Element, Upper		
	120, 120/208, 120/240 V	R02.08.206D.00	1
	220, 220-230 V	R02.08.056E.00	1
	240, 230-240 V	R02.08.057E.00	1
9	Wire Guard	04.37.100.00	4
10	Terminal Block, 3-Pole	R02.15.030.00	1
11	Relay		
	120, 120/208, 120/240 V (SPST)	R02.01.088.00	1
	120, 120/208, 120/240 V (DPDT)	02.01.097.00	1
	220 V (DPST)	02.01.098.00	1
	220, 220-230 V (SPST)	02.01.180.00	1
	240, 230-240 V (SPST)	02.01.105.00	1
12	High Limit, Manual	02.16.071.00	1
13	Infinite Control Switch		
	120, 120/208, 120/240 V	R02.19.018.00	3
	220, 240, 220-230, 230-240 V	R02.19.019.00	3
14	On/Off Switch		
	120, 220, 240, 220-230, 230-240 V	R02.19.008A.00	1
	120/208, 120/240 V	R02.19.006.00	1
15	Indicator Light		
	Red		
	120, 120/208, 120/240 V	02.19.154.00	3
	220, 240 V	02.19.151.00	3
	Green		
	120, 120/208, 120/240 V	02.19.155.00	1
	220, 240 V	02.19.150.00	1
	220-230, 230-240 V	02.19.150.00	3
	Yellow		
	220-230, 230-240 V	02.19.152.00	1

The shaded areas contain part information for **International models only**.

\* Not shown.

Item	Description	Part Number	Qty.
16	Glass Door, Non-Mirrored		
	Inner, Left Hand	R00.01.0012.00	1
	Outer, Right Hand	R00.01.0011.00	1
	Glass Door, Inner, Mirrored		
	Inner, Left Hand	R00.01.0024.00	1
	Outer, Right Hand	R00.01.0023.00	1
	Flip-Up Door	R00.02.0358.00	1
17	Glass, Front	04.40.072.00	2
18A	End Glass	04.40.069.00	2
18B	End Glass	04.40.070.00	2
19	Strain Relief		
	120 V	02.20.356.00	1
	120/208, 120/240 V	02.20.440.00	1
	220, 240, 220-230, 230-240 V	02.20.212.00	1
20	Power Cord w/ Plug		
	120 V, NEMA 5-30P	02.18.039.00	1
	120/208, 120/240 V, L14-20P	02.18.128.00	
	220, 220-230 V, CEE 7/7 Schuko	02.18.038.00	1
	240, 220-230, 230-240 V, BS-1363	02.18.068.00	1
	240 V, AS 3112	02.18.105.00	1
21	Pan Divider (optional)	04.22.400.00	1
22	Pan Enclosure, 2 Pan (optional)	04.22.406.00	1
	Pan Enclosure, 1 Pan (optional) *	04.22.407.00	1
23	Heating Element		
	120, 120/208, 120/240 V	02.05.293.00	4
	220, 220-230 V	02.05.137.00	2
		02.05.141.00	1
	240, 230-240 V	02.05.294.00	4
24	Water Trough	04.22.403.00	1
25	Heating Element, Water		
	120, 120/208, 120/240 V	02.05.295.00	1
	220, 240, 220-230, 230-240 V	02.05.296.00	1
26	High Limit, Automatic	R02.16.036.00	1
	Wiring Diagram		
	120 V	10-01-1063	
	120/208, 120/240 V	10-01-969	
	220, 240, 220-230, 230-240 V	10-01-969	

# AUTHORIZED PARTS DISTRIBUTORS • AUTORISÉS DISTRIBUTEURS DE PIÈCES

## ALABAMA

Jones McLeod Appl. Svc.  
Birmingham 205-251-0159

## ARIZONA

Tech 24  
Phoenix 602-234-2443

Byassee Equipment Co.  
Phoenix 602-252-0402

## CALIFORNIA

Industrial Electric  
Commercial Parts & Service, Inc.  
Huntington Beach 714-379-7100

Chapman Appl. Service  
San Diego 619-298-7106

P & D Appliance  
Commercial Parts & Service, Inc.  
S. San Francisco 650-635-1900

## COLORADO

Hawkins Commercial Appliance  
Englewood 303-781-5548

## FLORIDA

Whaley Foodservice Repair  
Jacksonville 904-725-7800

Whaley Foodservice Repair  
Orlando 407-757-0851

B.G.S.I./Heritage  
Pompano Beach 954-971-0456

Comm. Appliance Service  
Tampa 813-663-0313

## GEORGIA

Heritage Service Group  
Norcross 866-388-9837

## HAWAII

Burney's Comm. Service, Inc.  
Honolulu 808-848-1466

Food Equip Parts & Service  
Honolulu 808-847-4871

## ILLINOIS

Parts Town  
Addison 708-865-7278

Eichenauer Elec. Service  
Decatur 217-429-4229

Midwest Elec. Appl. Service  
Elmhurst 630-279-8000

Cone's Repair Service  
Moline 309-797-5323

## IOWA

Goodwin Tucker Group  
Des Moines 515-262-9308

## KENTUCKY

Tech 24  
Lexington 859-254-8854

Tech 24  
Louisville 502-451-5411

## LOUISIANA

Chandlers Parts & Service  
Baton Rouge 225-272-6620

## MARYLAND

Electric Motor Service  
Baltimore 410-467-8080

## MASSACHUSETTS

Ace Service Co., Inc.  
Needham 781-449-4220

## MICHIGAN

Bildons Appliance Service  
Detroit 248-478-3320

Commercial Kitchen Service  
Bay City 989-893-4561

Midwest Food Equip. Service  
Grandville 616-261-2000

## MISSOURI

General Parts  
Kansas City 816-421-5400

Commercial Kitchen Services  
St. Louis 314-890-0700

Kaemmerlen Parts & Service  
St. Louis 314-535-2222

## NEBRASKA

Anderson Electric  
Omaha 402-341-1414

## NEVADA

Burney's Commercial  
Las Vegas 702-736-0006

Hi. Tech Commercial Service  
N. Las Vegas 702-649-4616

## NEW JERSEY

Jay Hill Repair  
Fairfield 973-575-9145

Service Plus  
Flanders 973-691-6300

## NEW YORK

Alpro Service Co.  
Maspeth 718-386-2515

Duffy's - AIS  
Buffalo 716-884-7425

3Wire  
Plattsburgh 800-634-5005

Duffy's - AIS  
Sauquoit 800-836-1014

J.B. Brady, Inc.  
Syracuse 315-422-9271

## NORTH CAROLINA

Authorized Appliance  
Charlotte 704-377-4501

## OHIO

Akron/Canton Comm. Svc. Inc.  
Akron 330-753-6634

Tech 24  
Cincinnati 513-772-6600

Commercial Parts and Service  
Columbus 614-221-0057

Electrical Appl. Repair Service  
Brooklyn Heights 216-459-8700

E. A. Wichman Co.  
Toledo 419-385-9121

## OKLAHOMA

Hagar Rest. Service, Inc.  
Oklahoma City 405-235-2184

## OREGON

General Parts Group  
Portland 503-624-0890

## PENNSYLVANIA

Elmer Schultz Services  
Philadelphia 215-627-5401

FAST Comm. Appl. Service  
Philadelphia 215-288-4800

AIS Commercial Parts and Service  
Pittsburgh 412-809-0244

K & D Service Co.  
Harrisburg 717-236-9039

Electric Repair Co.  
Reading 610-376-5444

## RHODE ISLAND

Marshall Electric Co.  
Providence 401-331-1163

## SOUTH CAROLINA

Whaley Foodservice Repair  
Lexington 803-996-9900

## TENNESSEE

Camp Electric  
Memphis 901-527-7543

## TEXAS

Armstrong Repair Service  
Houston 713-666-7100

Cooking Equipment Specialist  
Mesquite 972-686-6666

Commercial Kitchen Repair Co.  
San Antonio 210-735-2811

## UTAH

La Monica's Rest. Equip. Service  
Murray 801-263-3221

## VIRGINIA

Daubers  
Norfolk 757-855-4097

Daubers  
Springfield 703-866-3600

## WASHINGTON

3Wire  
Seattle 800-207-3146

## WISCONSIN

A.S.C., Inc.  
Madison 608-246-3160

A.S.C., Inc.  
Milwaukee 414-543-6460

## CANADA

### ALBERTA

Key Food Equipment Service  
Edmonton 780-438-1690

### BRITISH COLUMBIA

Key Food Equipment Service  
Vancouver 604-433-4484

Key Food Equipment Service  
Victoria 250-920-4888

### MANITOBA

Air Rite, Inc.  
Winnipeg 204-895-2300

### NEW BRUNSWICK

EMR Services, Ltd.  
Moncton 506-855-4228

### ONTARIO

R.G. Henderson Ltd.  
Toronto 416-422-5580

Choquette - CKS, Inc.  
Ottawa 613-739-8458

### QUÉBEC

Choquette - CKS, Inc.  
Montreal 514-722-2000

Choquette - CKS, Inc.  
Québec City 418-681-3944

## UNITED KINGDOM

Marren Group  
Northants +44(0)1933 665313

**HATCO CORPORATION**  
P.O. Box 340500  
Milwaukee, WI 53234-0500 U.S.A.  
414-671-6350  
partsandservice@hatcocorp.com  
www.hatcocorp.com



24 Hour 7 Day Parts and Service  
Assistance available in the United States  
and Canada by calling 414-671-6350.