



Project _____

Item # _____

Quantity _____

Drop-In Modular/Ganged Slim Heated Wells

Models:

HWBI-S2, -S2D, -S2DA, -S2M, -S2MA

HWBI-S3, -S3D, -S3DA, -S3M, -S3MA

HWBI-S4, -S4D, -S4DA, -S4M, -S4MA


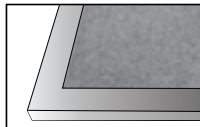
Hatco Drop-In Modular/Ganged Slim Heated Wells keep hot food at safe-serving temperatures, with better quality construction, longer holding times and more accurate temperatures. They are full-sized wells but placed lengthwise and grouped together in a modular fashion to provide customers with a complete steam table that has an easy reach, regardless of the sneeze guards. This one modular unit also means easy installation with a clean integrated look for your buffet line.

Choose the number of wells, from 2 to 4 well configurations, as well as voltage, auto-fill, controls, drain, cord and mounting options. Each well has its own individual control to regulate the temperature of each separate food offering. The auto-fill option automatically fills and replenishes water without checking and maintaining individual or manifold drain options let you empty wells quickly and easily.

Standard features

- Fully insulated wells on sides and bottom ensure better heat retention and cooler surrounding surfaces for customer safety
- Separate lighted On/Off rocker switch and temperature dial for easy operation
- 50% larger drain with flat screen simplifies cleaning and holds pans level
- Faster pre-heat and recovery for improved energy efficiency
- Easy service access to heating elements and thermostats
- Stainless steel well construction and solid brazed drain fitting joints for durability
- Includes a 6' (1829 mm) conduit for convenient placement of controls
- Wells are designed for both WET or DRY operation

Well cover accessories with Swanstone® simulated stone surface converts the well to a heated shelf. Available in one pan covers and placed on top the well unit with no installation required.



HWBI-4MA with accessory food pans and standard single control box

Options (available at time of purchase only)

- Three-Phase Wiring (field convertible and not available for export voltages)
- Copper Drain Manifold with side exit
- Copper Drain with bottom exit
- Cord for HWBI-S2, -S3, -S4 (Single phase/single control box only, not for export voltages)
- Gasket (Factory installed and eliminates the need for silicone or other sealants)

Accessories

- Heated Well Covers with simulated stone inset (use only in dry mode):
- 1 Pan Well Cover (14" [356 mm] W x 22" [559 mm] D x 2" H [51mm]):
 - Night Sky Gray Granite Bermuda Sand
- Rectangular Full-Size Stainless Steel Food Pans:
- Third-Size (2.5" [64 mm] H) Half-Size (2.5" [64 mm] H)
 - Full-Size (2.5" [64 mm] H) Full-Size (4" [101 mm] H)
 - Full-Size (6" [152 mm] H)
- Round Food Pans:
- 4 Quart (4 Liter) 7 Quart (7 Liter)
- Hinged Lid for Round Pans:
- 4 Quart (4 Liter) 7 Quart (7 Liter)
- Notched Lid for Round Pans:
- 4 Quart (4 Liter) 7 Quart (7 Liter)
- Stainless Steel Wire Trivets:
- Half-Size Full-Size
- Adapter to Convert Warmers to hold Round Pans:
- Holds two 4-Quart (4-Liter) Rounds
 - Holds two 7-Quart (7-Liter) Rounds
- Support Bars:
- 12" (305 mm)
- Ball Valve for Unit with Drains:
- 3/4" 1"
- Gate Valve for Unit with Drains:
- 3/4" 1"
- Heated Well Remote Handle for 3/4" drains

For operation, location and safety information, please refer to the Installation and Operating Manual.



HATCO CORPORATION | P.O. Box 340500 Milwaukee, WI 53234-0500 U.S.A. | (414) 671-6350



www.hatcocorp.com | support@hatcocorp.com | Find a Hatco Rep | Image Library | Document Library | Patents | Chat



Drop-In Modular/Ganged Slim Heated Wells

Models: HWBI-S2, -S3, -S4 (with/without Drains and Manifolds)

Ordering Instructions (Please specify the following with each order)

Please specify the following with each order:

1. **Desired Voltage:** 208, 220 or 240V
 - A. Single phase
 - B. Three phase (Optional, not available for export)
2. **Number of Modular/Ganged Slim Heated Wells Required:**
2-, 3-, 4-pan

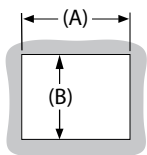
NOTE: Modular/Ganged Slim units are only offered as rectangular, full-size (placed lengthwise) (12" x 20" [305 x 508 mm])
3. **Drain** (With or without – choose drain below):
 - A. Standard Individual Well ¾" NPT Drain
 - B. Manifold 1" NPT Drain with side drain, field selectable left or right side
 - C. Manifold 1" NPT Drain with bottom drain, field selectable left or right well
4. **Cord** (with or without) — Optional on HWBI-S2, -S3, -S4 models, single phase and single control units (not for export)
5. **Auto-fill** (With or without)
6. **Agency:**
 - A. UL, C-UL
 - B. UL-EPH (Sanitary listing)
 - C. CE mark available
7. **Control:**
 - A. Single Control box (Standard on all units)
 - B. Split Controls boxes (Optional on 4-pan units, not available in Canada)

Drop-In Modular/Ganged Slim Heated Wells Countertop Cut Outs

MODEL SERIES	WIDTH		DEPTH	
	Minimum	Maximum	Minimum	Maximum
HWBI-S2	44.125" (1121 mm)	44.375" (1127 mm)	14.25" (362 mm)	14.50" (368 mm)
HWBI-S3	66.125" (1680 mm)	66.375" (1686 mm)		
HWBI-S4	88.125" (2239 mm)	88.375" (2244 mm)		

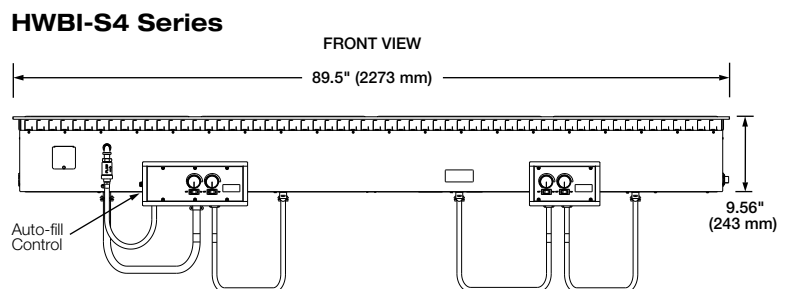
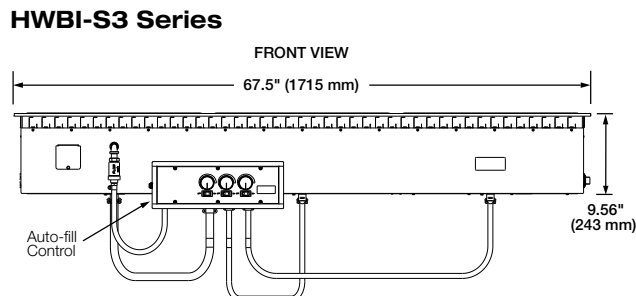
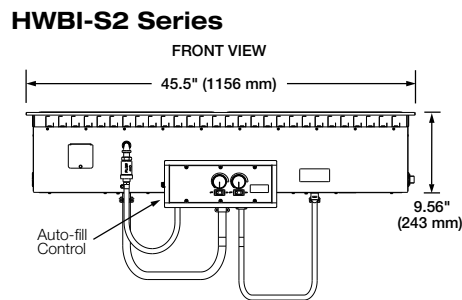
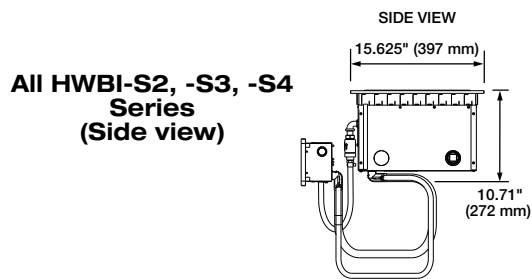
Cutout Dimensions for Control Box

Control Box Opening
(Single control shown)



WITHOUT AUTO-FILL	Series	All Heights (B)	Single Configuration	Split Configuration*		WITH AUTO-FILL	Single Configuration	Split Configuration*	
			Width (A)	Left Control (A)	Right Control (A)		Width (A)	Left Control (A)	Right Control (A)
	HWBI-S2	4.75" (121 mm)	8.00 (203 mm)	Not Available			12.375" (314 mm)	Not Available	
	HWBI-S3		10.25" (260 mm)	Not Available			14.625" (371 mm)	Not Available	
	HWBI-S4		12.5" (318 mm)	8.00 (203 mm)			16.875" (429 mm)	12.375 (314 mm)	8.00 (203 mm)

*Not available in Canada.



HATCO CORPORATION | P.O. Box 340500 Milwaukee, WI 53234-0500 U.S.A. | (414) 671-6350



www.hatcocorp.com | support@hatcocorp.com | [Find a Hatco Rep](#) | [Image Library](#) | [Document Library](#) | [Patents](#) | [Chat](#)






Drop-In Modular/Ganged Slim Heated Wells

Models: HWBI-S2, -S3, -S4 (with/without Drains and Manifolds)

SPECIFICATIONS

Drop-In Modular/Ganged Slim Heated Wells

The shaded areas contain electrical information for International models only

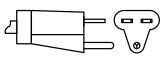
Model	Dimensions (Width x Depth x Height)	Volts	Phase	Watts	Amps	Optional Plug	Control Configuration	Approx. Ship Weight
HWBI-S2 HWBI-S2D HWBI-S2DA* HWBI-S2M HWBI-S2MA	45.5" x 15.625" x 9.56" (1156 x 397 x 243 mm)	208	Single	2415	11.6	6-15P	Standard single 	83 lbs. (40 kg)
		208	Three		10.1	Not Available		81 lbs. (37 kg)
		240	Single		10.1	6-15P		84 lbs. (38 kg)
		240	Three		8.7	Not Available		86 lbs. (39 kg)
		220			11.0	BS 1363		90 lbs. (41 kg)
		220-230-CE	Single	2415/2640	11.0/11.5	Not Available		
		230-240-CE		2218/2415	9.6/10.1			
HWBI-S3 HWBI-S3D HWBI-S3DA* HWBI-S3M HWBI-S3MA	67.5" x 15.625" x 9.56" (1715 x 397 x 243 mm)	208	Single	3615	17.4	6-30P	Standard single 	118 lbs. (54 kg)
		208	Three		10.1	Not Available		115 lbs. (52 kg)
		240	Single		15.1	6-20P		125 lbs. (57 kg)
		240	Three		8.8	Not Available		115 lbs. (57 kg)
		220			16.4	Not Available		125 lbs. (57 kg)
		220-230-CE	Single	3615/3951	16.4/17.2			
		230-240-CE		3320/3615	14.4/15.1			
HWBI-S4 HWBI-S4D HWBI-S4DA* HWBI-S4M HWBI-S4MA	89.5" x 15.625" x 9.56" (2273 x 397 x 243 mm)	208†	Single	4815	23.2	6-30P	Standard single 	154 lbs. (70 kg)
		208	Three		15.8	Not Available		155 lbs. (70 kg)
		240†	Single		20.1	6-30P	160 lbs. (73 kg)	
		240	Three		13.7	Not Available	154 lbs. (70 kg)	
		220			21.9		153 lbs. (69 kg)	
					220-230-CE		Single	4815/5262
					230-240-CE		4422/4815	19.2/20.1

†Unit with multiple circuit connections. Each circuit requires a separate circuit breaker.

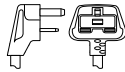
*Auto-fill located on left control only and fills left-hand well. To fill all wells, drains must be connected with external manifold by installer.

PLUG CONFIGURATIONS (Optional)

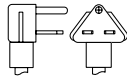
NEMA 6-15P



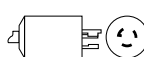
BS 1363



NEMA 6-30P



NEMA 6-20P



PRODUCT SPECS

Drop-In Modular/Ganged Slim Heated Wells

The Drop-In Modular/Ganged Slim Heated Well shall be a model manufactured by the Hatco Corporation, Milwaukee, WI 53234 U.S.A.

The Drop-In Modular/Ganged Slim Heated Well shall be rated atwatts,volts, and beinches (millimeters) in overall width and beinches

(millimeters) in overall depth. It shall consist of stainless and aluminized steel housing with a metal sheathed heating element, EZ locking hardware for installation, and a remote thermostat with lighted power switch.

Warranty consists of 24/7 parts and service assistance (U.S. and Canada only).

HATCO CORPORATION | P.O. Box 340500 Milwaukee, WI 53234-0500 U.S.A. | (414) 671-6350



www.hatcocorp.com

support@hatcocorp.com

[Find a Hatco Rep](#)

[Image Library](#)

[Document Library](#)

[Patents](#)

[Chat](#)