



Project \_\_\_\_\_

Item # \_\_\_\_\_

Quantity \_\_\_\_\_

## Cold Shelves Built-In Flush Top

Models:

CSBF-24-F, -24-I, -24-S, -36-F, -36-I, -36-S, -48-F, -48-I, -48-S\*  
CSBFR-24-F, -24-I, -24-S, -36-F, -36-I, -36-S, -48-F, -48-I, -48-S  
CSBFX-24-F, -24-I, -24-S, -36-F, -36-I, -36-S, -48-F, -48-I, -48-S


Hatco's Cold Shelves Built-In Flush Top, in our signature aluminum hardcoat, are designed to keep your pre-chilled beverages, hors d'oeuvres, side dishes, buffet items and more, perfectly chilled.

The CSBFR, CSBFX Remote (R or X) models have the added benefit of allowing design flexibility for fabricators.

### Standard features

- CSBF units have unattached Condenser, attached Control Box  
CSBFR units have unattached Condenser and Control Box  
CSBFX units have no Condenser (condenser supplied by others) and unattached Control Box
- CSBF(R) condensers utilize R-513A refrigerant  
CSBFX models allow shelves to be cooled with other refrigerants
- Condensing unit features easy serviceability with sight glass, service valves, dryer/filter and receiver (CSBF, CSBFR models only)
- With CSBF models, condensing unit may be mounted up to 4' (1219 mm) away from the center of shelf
- CSBF models offer a long, flexible, refrigerant line which allows condensing unit to be pulled out for service
- Patented thermal break reduces condensation and temperature transfer on adjacent surfaces
- All units have an Electronic Temperature Control Box with a 4' (1219 mm) lead wire (Standard)
- Control Box can be mounted 4' (1219 mm) from center of the shelf (CSBF models only)
- All models are top mounted with a hardcoat aluminum surface
- All models match the GRSBF Heated Built-In Shelves for a fully integrated look
- Models shipped with a shelf assembly with a temperature probe, assembled TXV valve (shipped loose on CSBFR, CSBFX models), control box (shipped loose on CSBFR, CSBFX models), liquid line solenoid valve attached to the shelf (CSBFX models only) and CSBF, CSBFR models include a condensing unit (CSBF shipped attached, CSBFR shipped loose)
- All models not available with CE Mark

\*CSBF models available in Domestic, Canadian and Export USD Price Lists only.



CSBF-48-S (Flush Top) Condenser shipped attached to unit via flexible tubing, Control Box shipped attached



CSBFR-48-S (Flush Top) Condenser and Control Box shipped loose



CSBFX-48-S (Flush Top) Control Box shipped loose

### Options (available at time of purchase only)

- Additional four year parts only warranty on the compressor available at time of purchase (U.S. and Canada only)
- Longer cord - allows Control Box to be located 7.5' (2286 mm) from unit - 4' (1219 mm) StandardS (CSBF Export models only)

CSBF models only:

CSBF(R) models only:



For operation, location and safety information, please refer to the Installation and Operating Manual.

HATCO CORPORATION | P.O. Box 340500 Milwaukee, WI 53234-0500 U.S.A. | (414) 671-6350



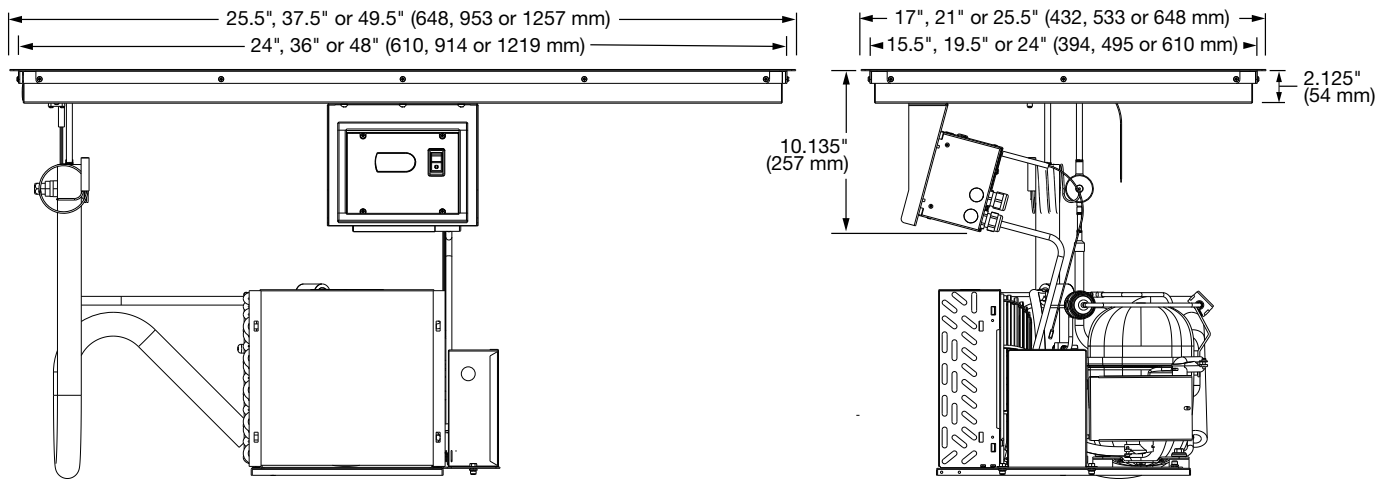
[www.hatcocorp.com](http://www.hatcocorp.com) | [support@hatcocorp.com](mailto:support@hatcocorp.com) | [Find a Hatco Rep](#) | [Image Library](#) | [Document Library](#) | [Patents](#) | [Chat](#)



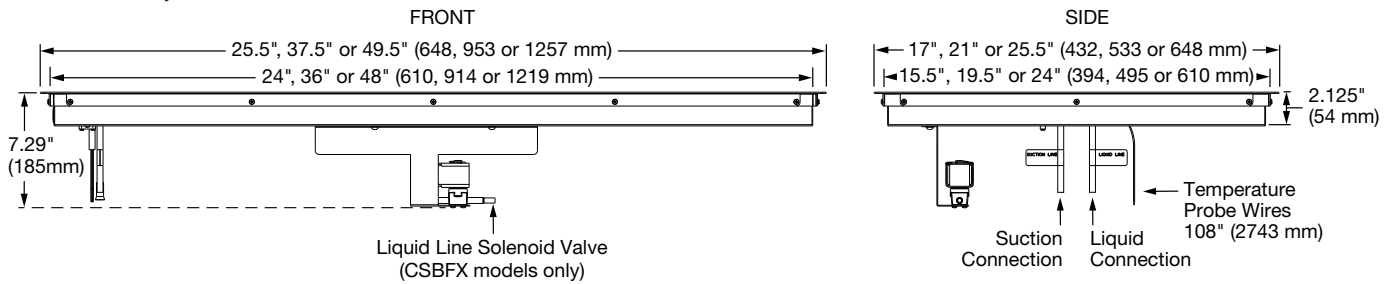
# Cold Shelves Built-In Flush Top

Models: CSBF-24-F, -24-I, -24-S, -36-F, -36-I, -36-S, -48-F, -48-I, -48-S\*  
 CSBFR-24-F, -24-I, -24-S, -36-F, -36-I, -36-S, -48-F, -48-I, -48-S  
 CSBFX-24-F, -24-I, -24-S, -36-F, -36-I, -36-S, -48-F, -48-I, -48-S

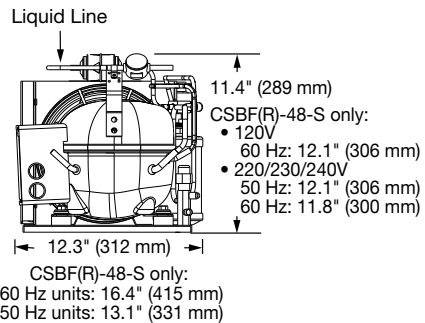
## CSBF\*



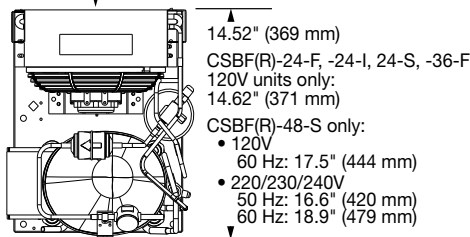
## CSBFR, CSBFX



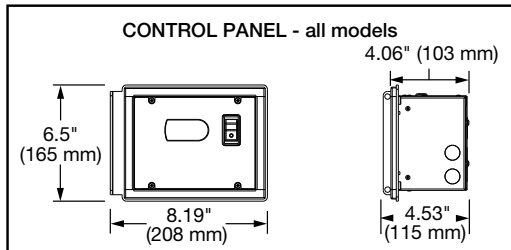
### CONDENSING UNIT SIDE



### TOP Air Flow



### CONTROL PANEL - all models



\* CSBF models available in Domestic, Canadian and Export USD Price Lists only.





# Cold Shelves Built-In Flush Top

Models: CSBF-24-F, -24-I, -24-S, -36-F, -36-I, -36-S, -48-F, -48-I, -48-S\*

CSBFR-24-F, -24-I, -24-S, -36-F, -36-I, -36-S, -48-F, -48-I, -48-S

CSBFX-24-F, -24-I, -24-S, -36-F, -36-I, -36-S, -48-F, -48-I, -48-S

## SPECIFICATIONS

### Cold Shelves Built-In Flush Top

The shaded areas contain electrical information for International models

Model *	Overall Dimensions W x D x H	Usable Shelf Space W x D	Compressor Size HP	Volts <sup>⊖</sup>	Watts	Amps	Hz	Plug	Approx. Ship Weight	
CSBF-24-F	25.5" x 17" x 10.135" (648 x 432 x 256 mm)	24" x 15.5" (610 x 394 mm)	1/3	1/5	120	300	3.8	60	NEMA 5-15P	108 lbs. (49 kg)
				50	220	1089	5.0	CEE 7-7 Schuko, BS-1363, AS3112		
					230	1190	5.2			
					240	1296	5.4			
				60	220	1129	5.1	BS-1363		
					230	1234	5.4			
240	1344	5.6								
CSBF-24-I	25.5" x 21" x 10.135" (648 x 533 x 256 mm)	24" x 19.5" (610 x 495 mm)	1/3	1/5	120	300	3.8	60	NEMA 5-15P	116 lbs. (53 kg)
				50	220	1089	5.0	CEE 7-7 Schuko, BS-1363, AS3112		
					230	1190	5.2			
					240	1296	5.4			
				60	220	1129	5.1	BS-1363		
					230	1234	5.4			
240	1344	5.6								
CSBF-24-S	25.5" x 25.5" x 10.135" (648 x 648 x 256 mm)	24" x 24" (610 x 610 mm)	1/3	1/5	120	300	3.8	60	NEMA 5-15P	124 lbs. (56 kg)
				50	220	1089	5.0	CEE 7-7 Schuko BS-1363, AS3112		
					230	1190	5.2			
					240	1296	5.4			
				60	220	1129	5.1	BS-1363		
					230	1234	5.4			
240	1344	5.6								
CSBF-36-F	37.5" x 17" x 10.135" (953 x 432 x 256 mm)	36" x 15.5" (914 x 394 mm)	1/3	1/5	120	300	3.8	60	NEMA 5-15P	121 lbs. (55 kg)
				50	220	1089	5.0	CEE 7-7 Schuko, BS-1363, AS3112		
					230	1190	5.2			
					240	1296	5.4			
				60	220	1129	5.1	BS-1363		
					230	1234	5.4			
240	1344	5.6								
CSBF-36-I	37.5" x 21" x 10.135" (953 x 533 x 256 mm)	36" x 19.5" (914 x 495 mm)	1/3	1/3	120	450	5.9	60	NEMA 5-15P	137 lbs. (62 kg)
				50	220	826	3.8	CEE 7-7 Schuko, BS-1363, AS3112		
					230	904	3.9			
					240	984	4.1			
				60	220	1129	5.1	BS-1363		
					230	1234	5.4			
240	1344	5.6								
CSBF-36-S	37.5" x 25.5" x 10.135" (953 x 648 x 256 mm)	36" x 24" (914 x 610 mm)	1/3	1/3	120	450	5.9	60	NEMA 5-15P	151 lbs. (69 kg)
				50	220	826	3.8	CEE 7-7 Schuko, BS-1363, AS3112		
					230	904	3.9			
					240	984	4.1			
				60	220	1129	5.1	BS-1363		
					230	1234	5.4			
240	1344	5.6								
CSBF-48-F	49.5" x 17" x 10.135" (1257 x 432 x 256 mm)	48" x 15.5" (1219 x 394 mm)	1/3	1/3	120	450	5.9	60	NEMA 5-15P	138 lbs. (63 kg)
				50	220	826	3.8	CEE 7-7 Schuko, BS-1363, AS3112		
					230	904	3.9			
					240	984	4.1			
				60	220	1129	5.1	BS-1363		
					230	1234	5.4			
240	1344	5.6								
CSBF-48-I	49.5" x 21" x 10.135" (1257 x 533 x 256 mm)	48" x 19.5" (1219 x 495 mm)	1/3	1/3	120	450	5.9	60	NEMA 5-15P	157 lbs. (71 kg)
				50	220	826	3.8	CEE 7-7 Schuko, BS-1363, AS3112		
					230	904	3.9			
					240	984	4.1			
				60	220	1129	5.1	BS-1363		
					230	1234	5.4			
240	1344	5.6								
CSBF-48-S	49.5" x 25.5" x 10.135" (1257 x 648 x 256 mm)	48" x 24" (1219 x 610 mm)	1/2	5/8	120	800	8.7	60	NEMA 5-15P	177 lbs. (80 kg)
				50	220	826	3.8	CEE 7-7 Schuko, BS-1363, AS3112		
					230	904	3.9			
					240	984	4.1			
				60	220	1956	8.9	BS-1363		
					230	2138	9.3			
240	2328	9.7								

\* CSBF models available in Domestic, Canadian and Export USD Price Lists only. <sup>⊖</sup>All voltages non-CE.

HATCO CORPORATION

P.O. Box 340500 Milwaukee, WI 53234-0500 U.S.A. | (414) 671-6350



[www.hatcocorp.com](http://www.hatcocorp.com)

[support@hatcocorp.com](mailto:support@hatcocorp.com)

[Find a Hatco Rep](#)

[Image Library](#)

[Document Library](#)

[Patents](#)

[Chat](#)



# Cold Shelves Built-In Flush Top

Models: CSBF-24-F, -24-I, -24-S, -36-F, -36-I, -36-S, -48-F, -48-I, -48-S\*  
 CSBFR-24-F, -24-I, -24-S, -36-F, -36-I, -36-S, -48-F, -48-I, -48-S  
 CSBFX-24-F, -24-I, -24-S, -36-F, -36-I, -36-S, -48-F, -48-I, -48-S

## SPECIFICATIONS

Remote Cold Shelves Built-In Flush Top - Remote - R  
 with unattached Condenser and Control Box

The shaded areas contain electrical  
 information for International models

Model	Overall Shelf Dimensions W x D x H	Usable Shelf Space W x D	Compressor Size HP	Volts <sup>⊙</sup>	Watts	Amps	Hz	Approx. Ship Weight
CSBFR-24-F	25.5" x 17" x 7.29" (648 x 432 x 185 mm)	24" x 15.5" (610 x 394 mm)	1/5	120	300	3.8	60	108 lbs. (46 kg)
			1/3	220	1089	5.0	50	
				230	1190	5.2		
				240	1296	5.4		
				220	1129	5.1	60	
			230	1234	5.4			
240	1344	5.6						
CSBFR-24-I	25.5" x 21" x 7.29" (648 x 533 x 185 mm)	24" x 19.5" (610 x 495 mm)	1/5	120	300	3.8	60	116 lbs. (49 kg)
			1/3	220	1089	5.0	50	
				230	1190	5.2		
				240	1296	5.4		
				220	1129	5.1	60	
			230	1234	5.4			
240	1344	5.6						
CSBFR-24-S	25.5" x 25.5" x 7.29" (648 x 648 x 185 mm)	24" x 24" (610 x 610 mm)	1/5	120	300	3.8	60	124 lbs. (53 kg)
			1/3	220	1089	5.0	50	
				230	1190	5.2		
				240	1296	5.4		
				220	1129	5.1	60	
			230	1234	5.4			
240	1344	5.6						
CSBFR-36-F	37.5" x 17" x 7.29" (953 x 432 x 185 mm)	36" x 15.5" (914 x 394 mm)	1/5	120	300	3.8	60	115 lbs. (52 kg)
			1/3	220	1089	5.0	50	
				230	1190	5.2		
				240	1296	5.4		
				220	1129	5.1	60	
			230	1234	5.4			
240	1344	5.6						
CSBFR-36-I	37.5" x 21" x 7.29" (953 x 533 x 185 mm)	36" x 19.5" (914 x 495 mm)	1/3	120	450	5.9	60	131 lbs. (59 kg)
			3/8	220	826	3.8	50	
				230	904	3.9		
				240	984	4.1		
			1/3	220	1129	5.1	60	
				230	1234	5.4		
240	1344	5.6						
CSBFR-36-S	37.5" x 25.5" x 7.29" (953 x 648 x 185 mm)	36" x 24" (914 x 610 mm)	1/3	120	450	5.9	60	144 lbs. (65 kg)
			3/8	220	826	3.8	50	
				230	904	3.9		
				240	984	4.1		
			1/3	220	1129	5.1	60	
				230	1234	5.4		
240	1344	5.6						
CSBFR-48-F	49.5" x 17" x 7.29" (1257 x 432 x 185 mm)	48" x 15.5" (1219 x 394 mm)	1/3	120	450	5.9	60	131 lbs. (59 kg)
			3/8	220	826	3.8	50	
				230	904	3.9		
				240	984	4.1		
			1/3	220	1129	5.1	60	
				230	1234	5.4		
240	1344	5.6						
CSBFR-48-I	49.5" x 21" x 7.29" (1257 x 533 x 185 mm)	48" x 19.5" (1219 x 495 mm)	1/3	120	450	5.9	60	150 lbs. (68 kg)
			3/8	220	826	3.8	50	
				230	904	3.9		
				240	984	4.1		
			1/3	220	1129	5.1	60	
				230	1234	5.4		
240	1344	5.6						
CSBFR-48-S	49.5" x 25.5" x 7.29" (1257 x 648 x 185 mm)	48" x 24" (1219 x 610 mm)	5/8	120	800	8.7	60	170 lbs. (77 kg.)
			1/2	220	826	3.8	50	
				230	904	3.9		
				240	984	4.1		
			5/8	220	1956	8.9	60	
				230	2138	9.3		
240	2328	9.7						

\* CSBF models available in Domestic, Canadian and Export USD Price Lists only. <sup>⊙</sup>All voltages non-CE.

HATCO CORPORATION

P.O. Box 340500 Milwaukee, WI 53234-0500 U.S.A. | (414) 671-6350



[www.hatcocorp.com](http://www.hatcocorp.com)

[support@hatcocorp.com](mailto:support@hatcocorp.com)

[Find a Hatco Rep](#)

[Image Library](#)

[Document Library](#)

[Patents](#)

[Chat](#)



# Cold Shelves Built-In Flush Top

Models: CSBF-24-F, -24-I, -24-S, -36-F, -36-I, -36-S, -48-F, -48-I, -48-S\*  
 CSBFR-24-F, -24-I, -24-S, -36-F, -36-I, -36-S, -48-F, -48-I, -48-S  
 CSBFX-24-F, -24-I, -24-S, -36-F, -36-I, -36-S, -48-F, -48-I, -48-S

## SPECIFICATIONS

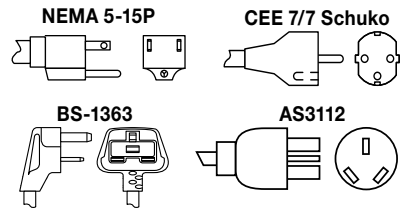
Remote Cold Shelves Built-In Flush Top - Remote - X  
 with unattached Control Box only (no Condenser)

The shaded areas contain electrical  
 information for international models

Model	Overall Shelf Dimensions (W x D x H)	Usable Shelf Space (W x D)	Volts <sup>⓪</sup>	Rated Watts	Amps	Hz	Evaporator Load BTU/Hr	Approx. Ship Weight
CSBFX-24-F	25.5" x 17" x 7.29" (648 x 432 x 185 mm)	24" x 15.5" (610 x 394 mm)	120	12	0.1	60	844	63 lbs. (29 kg)
			220, 230, 240	17	0.1	50	844	
			220, 230, 240	12	0.1	60	844	
CSBFX-24-I	25.5" x 21" x 7.29" (648 x 533 x 185 mm)	24" x 19.5" (610 x 495 mm)	120	12	0.1	60	1019	71 lbs. (33 kg)
			220, 230, 240	17	0.1	50	1019	
			220, 230, 240	12	0.1	60	1019	
CSBFX-24-S	25.5" x 25.5" x 7.29" (648 x 648 x 185 mm)	24" x 24" (610 x 610 mm)	120	12	0.1	60	1216	79 lbs. (36 kg)
			220, 230, 240	17	0.1	50	1216	
			220, 230, 240	12	0.1	60	1216	
CSBFX-36-F	37.5" x 17" x 7.29" (953 x 432 x 185 mm)	36" x 15.5" (914 x 394 mm)	120	12	0.1	60	1183	76 lbs. (35 kg)
			220, 230, 240	17	0.1	50	1183	
			220, 230, 240	12	0.1	60	1183	
CSBFX-36-I	37.5" x 21" x 7.29" (953 x 533 x 185 mm)	36" x 19.5" (914 x 495 mm)	120	12	0.1	60	1385	92 lbs. (42 kg)
			220, 230, 240	17	0.1	50	1385	
			220, 230, 240	12	0.1	60	1385	
CSBFX-36-S	37.5" x 25.5" x 7.29" (953 x 648 x 185 mm)	36" x 24" (914 x 610 mm)	120	12	0.1	60	1649	110 lbs. (50 kg)
			220, 230, 240	17	0.1	50	1649	
			220, 230, 240	12	0.1	60	1649	
CSBFX-48-F	49.5" x 17" x 7.29" (1257 x 432 x 185 mm)	48" x 15.5" (1219 x 394 mm)	120	12	0.1	60	1453	93 lbs. (43 kg)
			220, 230, 240	17	0.1	50	1453	
			220, 230, 240	12	0.1	60	1453	
CSBFX-48-I	49.5" x 21" x 7.29" (1257 x 533 x 185 mm)	48" x 19.5" (1219 x 495 mm)	120	12	0.1	60	1767	112 lbs. (51 kg)
			220, 230, 240	17	0.1	50	1767	
			220, 230, 240	12	0.1	60	1767	
CSBFX-48-S	49.5" x 25.5" x 7.29" (1257 x 648 x 185 mm)	48" x 24" (1219 x 610 mm)	120	12	0.1	60	3009	122 lbs. (56 kg)
			220, 230, 240	17	0.1	50	3009	
			220, 230, 240	12	0.1	60	3009	

<sup>⓪</sup>All voltages non-CE

## PLUG CONFIGURATION - CSBF models only



## COUNTERTOP CUTOUT DIMENSIONS

See Installation and Operating Manual for more information

Model	Width		Depth	
	Minimum	Maximum	Minimum	Maximum
CSBF(R)(X)-24-F	24.6" (625 mm)	25.0" (635 mm)	16.125" (409 mm)	16.5" (419 mm)
CSBF(R)(X)-24-I	24.6" (625 mm)	25.0" (635 mm)	20.125" (511 mm)	20.5" (521 mm)
CSBF(R)(X)-24-S	24.6" (625 mm)	25.0" (635 mm)	24.6" (625 mm)	25.0" (635 mm)
CSBF(R)(X)-36-F	36.6" (930 mm)	37.0" (940 mm)	16.125" (409 mm)	16.5" (419 mm)
CSBF(R)(X)-36-I	36.6" (930 mm)	37.0" (940 mm)	20.125" (511 mm)	20.5" (521 mm)
CSBF(R)(X)-36-S	36.6" (930 mm)	37.0" (940 mm)	24.6" (625 mm)	25.0" (635 mm)
CSBF(R)(X)-48-F	48.6" (1234 mm)	49.0" (1245 mm)	16.125" (409 mm)	16.5" (419 mm)
CSBF(R)(X)-48-I	48.6" (1234 mm)	49.0" (1245 mm)	20.125" (511 mm)	20.5" (521 mm)
CSBF(R)(X)-48-S	48.6" (1234 mm)	49.0" (1245 mm)	24.6" (625 mm)	25.0" (635 mm)

All Models	Width	Height
	(should not exceed)	(should not exceed)
Control Box Cut Out Dimensions	7.44" (189 mm)	5.6" (143 mm)

\* CSBF models available in Domestic, Canadian and Export USD Price Lists only.

HATCO CORPORATION

P.O. Box 340500 Milwaukee, WI 53234-0500 U.S.A. | (414) 671-6350



[www.hatcocorp.com](http://www.hatcocorp.com)

[support@hatcocorp.com](mailto:support@hatcocorp.com)

[Find a Hatco Rep](#)

[Image Library](#)

[Document Library](#)

[Patents](#)

[Chat](#)



# Cold Shelves Built-In Flush Top

Models: CSBF-24-F, -24-I, -24-S, -36-F, -36-I, -36-S, -48-F, -48-I, -48-S\*  
CSBFR-24-F, -24-I, -24-S, -36-F, -36-I, -36-S, -48-F, -48-I, -48-S  
CSBFX-24-F, -24-I, -24-S, -36-F, -36-I, -36-S, -48-F, -48-I, -48-S

## R-513A REFRIGERANT OPERATING SPECIFICATIONS IN 75°F (24°C) AMBIENT



(Refer to the Installation section in the Installation and Operating Manual on the Hatco website)

- Suction Pressure: 6-9 PSIG (0.4-0.6 Bar)
- Discharge Pressure : 115-125 PSIG (7.9-8.6 Bar)
- Superheat: 4-10° F (2.2 to 5.6°C)
- Subcooling: 5-10° F (2.8 to 5.6°C)

## FACTORY FILL RATES for R-513A REFRIGERANT (CSBFR condensers are shipped without refrigerants)

Model	Fill Weight	Model	Fill Weight
CSBF-24-F	1 lb. 3 oz.	CSBFR-24-F	1 lb. 13 oz.
CSBF-24-I	(0.539 kg)	CSBFR-24-I	(0.822 kg)
CSBF-24-S	1 lb. 5 oz.	CSBFR-24-S	1 lb. 15 oz.
	(0.595 kg)		(0.879 kg)
CSBF-36-F	1 lb. 5 oz.	CSBFR-36-F	1 lb. 15 oz.
	(0.595 kg)		(0.879 kg)
CSBF-36-I	1 lb. 3 oz.	CSBFR-36-I	1 lb. 13 oz.
CSBF-36-S	(0.539 kg)	CSBFR-36-S	(0.822 kg)
CSBF-48-F	1 lb. 3 oz.	CSBFR-48-F	1 lb. 13 oz.
CSBF-48-I	(0.539 kg)	CSBFR-48-I	(0.822 kg)
CSBF-48-S	1 lb. 15 oz.	CSBFR-48-S	2 lb. 8 oz.
	(0.879 kg)		(1.134 kg)

## PRODUCT SPECS Cold Shelves Built-In Flush Top

The patented Cold Shelves Built-In Flush Top shall be model ... as manufactured by the Hatco Corporation, Milwaukee, WI 53234 U.S.A.

The Cold Shelves Built-In Flush Top shall be rated at ... watts, ... volts, and ... inches (millimeters) in overall width. It shall utilize R-513A refrigerant and consist of food-safe

material surface shelf assembly with temperature probe. The condenser is attached to evaporator with 5 foot (1524 mm) flexible tubing, adjustable bracket with cord and plug attached and attached Electronic Temperature Control Box.

Warranty consists of 24/7 parts and service assistance (U.S. and Canada only).

## Cold Shelves Built-In Flush Top - Remote (R or X models)

The patented Cold Shelves Built-In Flush Top - Remote (R or X) shall be model ... as manufactured by the Hatco Corporation, Milwaukee, WI 53234 U.S.A.

The Cold Shelves Built-In Flush Top - Remote (R or X) models shall be rated at ... watts, ... volts, and ... inches (millimeters) in overall width.

CSBFR units shall utilize R-513A refrigerant. CSBFR and CSBFX models shall consist of a food-safe material surface shelf assembly with temperature probe, unattached TXV valve, unattached Electronic Temperature Control Box, unattached condenser (CSBFR models only) and solenoid valve attached to shelf (CSBFX models only).

Warranty consists of 24/7 parts and service assistance (U.S. and Canada only).

\* CSBF models available in Domestic, Canadian and Export USD Price Lists only.

HATCO CORPORATION | P.O. Box 340500 Milwaukee, WI 53234-0500 U.S.A. | (414) 671-6350



[www.hatcocorp.com](http://www.hatcocorp.com) | [support@hatcocorp.com](mailto:support@hatcocorp.com) | [Find a Hatco Rep](#) | [Image Library](#) | [Document Library](#) | [Patents](#) | [Chat](#)