



Project _____

Item # _____

Quantity _____

Hot/Cold Simulated Stone Shelves Built-In Flush Top

Models:

HCSSBF-24-F, -24-I, -24-S, -36-F, -36-I, -36-S, -48-F, -48-I, -48-S*

HCSSBFR-24-F, -24-I, -24-S, -36-F, -36-I, -36-S, -48-F, -48-I, -48-S

HCSSBFX-24-F, -24-I, -24-S, -36-F, -36-I, -36-S, -48-F, -48-I, -48-S

Give your operation ultimate flexibility with Hatco's innovative, patented Hot/Cold Simulated Stone Shelves Built-In Flush Top. They easily transition between a heated to cold and cold to heated shelf! These shelves are available in three attractive Swanstone® colors.


The HCSSBFR, HCSSBFX Remote (R or X) models have the added benefit of offering design flexibility for fabricators.

Standard features

- Shelves change modes from hot to cold or vice versa in as little as 30 minutes, allowing quick change for different day parts
- HCSSBF units have unattached Condenser, attached Control Box
HCSSBFR units have unattached Condenser and Control Box
HCSSBFX units have no Condenser (condenser supplied by others) and unattached Control Box
- HCSSBF(R) condensers utilize R-513A refrigerant
HCSSBFX models allow shelves to be cooled with other refrigerants
- With HCSSBF models, condensing unit may be mounted up to 4' (1219 mm) away from the center of shelf
- Condensing unit features easy serviceability with sight glass, service valves, dryer/filter and receiver (HCSSBF, HCSSBFR models only)
- HCSSBF models offer a long, flexible, refrigerant line which allows condensing unit to be pulled out for service
- All units have an Electronic Temperature Control Box with a 4' (1219 mm) lead wire (Standard)
- Control Box can be mounted 4' (1219 mm) from center of the shelf (HCSSBF models only)
- All units are bottom mount, flush with counter top
- Patented thermal break reduces condensation and temperature transfer on adjacent surfaces
- Models shipped with shelf assembly with temperature probe, assembled TXV valve (shipped loose on HCSSBFR, HCSSBFX models), control box (shipped loose on HCSSBFR, HCSSBFX models), liquid line solenoid valve attached to shelf (HCSSBFX models only) and HCSSBF, HCSSBFR models include condensing unit (HCSSBF shipped attached, HCSSBFR shipped loose)
- All models not available with CE Mark

▽ Models with simulated stone are Swanstone®.

* HCSSBF models available in Domestic, Canadian and Export USD Price Lists only.



Options (available at time of purchase only)

Simulated stone color – Night Sky Standard – Non-standard colors are non-returnable

Gray Granite Bermuda Sand

Additional four year parts only warranty on the compressor available at time of purchase (U.S. and Canada only)

Longer cord - allows Control Box to be located 7.5' (2286 mm) from unit – 4' (1219 mm) Standard (HCSSBF Export models only)

Longer conduit - allows Condenser to be located 7.5' (2286 mm) from unit – 4' (1219 mm) Standard (HCSSBF Export models only)

NOTE: Install Remote Box outside Heat Zone or damage will occur.

HCSSBF models only:

HCSSBF(R) models only:



For operation, location and safety information, please refer to the Installation and Operating Manual.

HATCO CORPORATION | P.O. Box 340500 Milwaukee, WI 53234-0500 U.S.A. | (414) 671-6350



www.hatcocorp.com | support@hatcocorp.com | [Find a Hatco Rep](#) | [Image Library](#) | [Document Library](#) | [Patents](#) | [Chat](#)



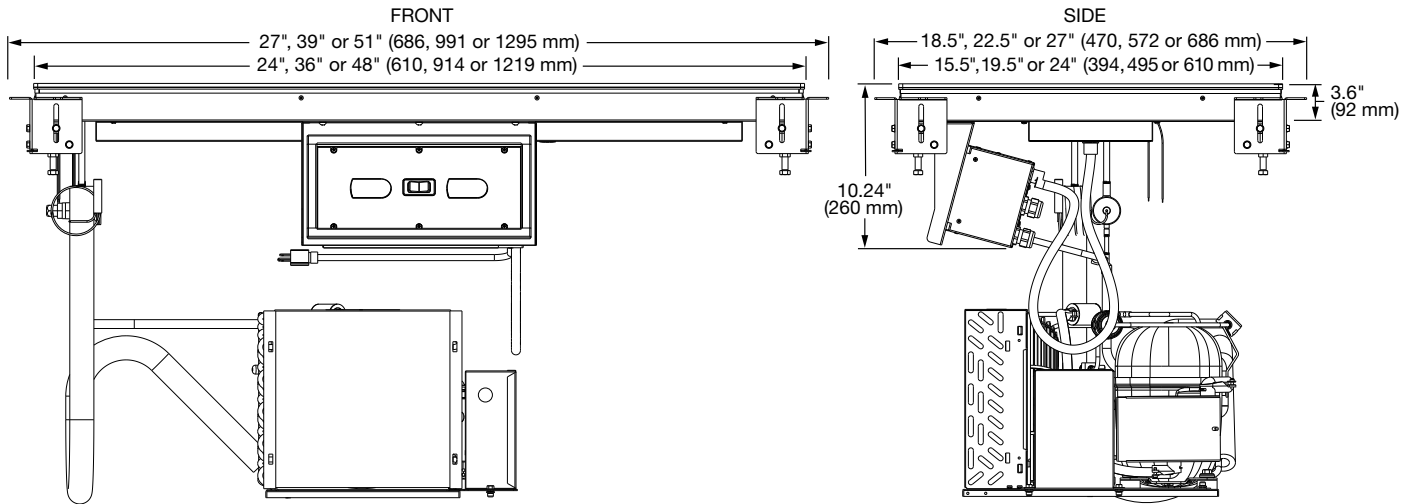
Hot/Cold Simulated Stone[▽] Shelves Built-In Flush Top

Models: HCSSBF-24-F, -24-I, -24-S, -36-F, -36-I, -36-S, -48-F, -48-I, -48-S*

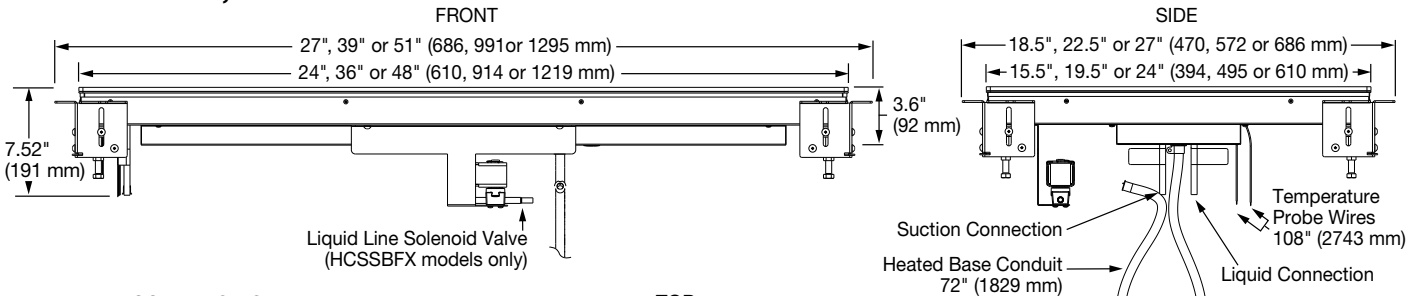
HCSSBFR-24-F, -24-I, -24-S, -36-F, -36-I, -36-S, -48-F, -48-I, -48-S

HCSSBFX-24-F, -24-I, -24-S, -36-F, -36-I, -36-S, -48-F, -48-I, -48-S

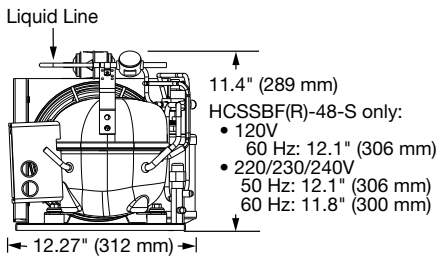
HCSSBF*



HCSSBFR, HCSSBFX

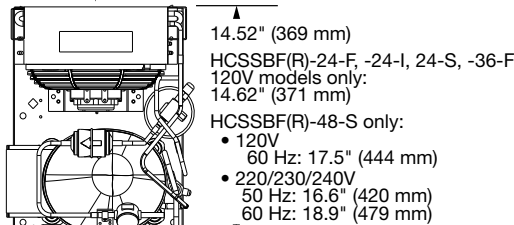


CONDENSING UNIT SIDE

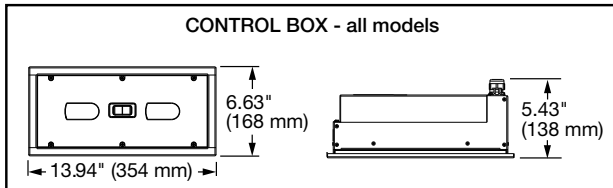


HCSSBF(R)-48-S only:
 60 Hz models: 16.4" (415 mm)
 50 Hz models: 13.1" (331 mm)

TOP Air Flow



CONTROL BOX - all models



[▽] Models with simulated stone are Swanstone®.

* Available in Domestic, Canadian and Export USD Price Lists only.





Hot/Cold Simulated Stone[™] Shelves Built-In Flush Top

Models: HCSSBF-24-F, -24-I, -24-S, -36-F, -36-I, -36-S, -48-F, -48-I, -48-S*

HCSSBFR-24-F, -24-I, -24-S, -36-F, -36-I, -36-S, -48-F, -48-I, -48-S

HCSSBFX-24-F, -24-I, -24-S, -36-F, -36-I, -36-S, -48-F, -48-I, -48-S

SPECIFICATIONS

Hot/Cold Simulated Stone[™] Shelves Built-In Flush Top

The shaded areas contain electrical information for international models

Model ★	Overall Dimensions W x D x H	Usable Shelf Space W x D of heated/cooled surface	Comp. Size HP	Volts ✓	Cold Side Watts	Hot Side Watts	Amps	Hz	Plug	Approx. Ship Weight
HCSSBF-24-F	27" x 18.5" x 10.24" (686 x 470 x 260 mm)	24" x 15.5" (610 x 394 mm)	1/5	120	300	355	3.8	60	NEMA 5-15P	139 lbs. (64 kg)
			1/3	220	1089	325	5.0	50	CEE 7-7 Schuko, BS-1363, AS3112	
				230	1190	355	5.2			
				240	1296	387	5.4			
			1/3	220	1129	325	5.1	60	BS-1363	
				230	1234	355	5.4			
240	1344	387		5.6						
HCSSBF-24-I	27" x 22.5" x 10.24" (686 x 572 x 260 mm)	24" x 19.5" (610 x 495 mm)	1/5	120	300	445	3.8	60	NEMA 5-15P	134 lbs. (61 kg)
			1/3	220	1089	407	5.0	50	CEE 7-7 Schuko, BS-1363, AS3112	
				230	1190	445	5.2			
				240	1296	485	5.4			
			1/3	220	1129	407	5.1	60	BS-1363	
				230	1234	445	5.4			
240	1344	485		5.6						
HCSSBF-24-S	27" x 27" x 10.24" (686 x 686 x 260 mm)	24" x 24" (610 x 610 mm)	1/5	120	300	550	4.6	60	NEMA 5-15P	150 lbs. (68 kg)
			1/3	220	1089	503	5.0	50	CEE 7-7 Schuko, BS-1363, AS3112	
				230	1190	550	5.2			
				240	1296	599	5.4			
			1/3	220	1129	503	5.1	60	BS-1363	
				230	1234	550	5.4			
240	1344	599		5.6						
HCSSBF-36-F	39" x 18.5" x 10.24" (991 x 470 x 260 mm)	36" x 15.5" (914 x 394 mm)	1/5	120	300	530	4.4	60	NEMA 5-15P	146 lbs. (66 kg)
			1/3	220	1089	485	5.0	50	CEE 7-7 Schuko, BS-1363, AS3112	
				230	1190	530	5.2			
				240	1296	577	5.4			
			1/3	220	1129	485	5.1	60	BS-1363	
				230	1234	530	5.4			
240	1344	577		5.6						
HCSSBF-36-I	39" x 22.5" x 10.24" (991 x 572 x 260 mm)	36" x 19.5" (914 x 495 mm)	1/3	120	450	670	5.9	60	NEMA 5-15P	164 lbs. (75 kg)
			3/8	220	826	613	3.8	50	CEE 7-7 Schuko, BS-1363, AS3112	
				230	904	670	3.9			
				240	984	730	4.1			
			1/3	220	1129	613	5.1	60	BS-1363	
				230	1234	670	5.4			
240	1344	730		5.6						
HCSSBF-36-S	39" x 27" x 10.24" (991 x 686 x 260 mm)	36" x 24" (914 x 610 mm)	1/3	120	450	825	6.9	60	NEMA 5-15P	180 lbs. (82 kg)
			3/8	220	826	755	3.8	50	CEE 7-7 Schuko, BS-1363, AS3112	
				230	904	825	3.9			
				240	984	898	4.1			
			1/3	220	1129	755	5.1	60	BS-1363	
				230	1234	825	5.4			
240	1344	898		5.6						
HCSSBF-48-F	51" x 18.5" x 10.24" (1295 x 470 x 260 mm)	48" x 15.5" (1219 x 394 mm)	1/3	120	450	710	5.9	60	NEMA 5-15P	183 lbs. (82 kg)
			3/8	220	826	650	3.8	50	CEE 7-7 Schuko, BS-1363, AS3112	
				230	904	710	3.9			
				240	984	773	4.1			
			1/3	220	1129	650	5.1	60	BS-1363	
				230	1234	710	5.4			
240	1344	773		5.6						
HCSSBF-48-I	51" x 22.5" x 10.24" (1295 x 572 x 260 mm)	48" x 19.5" (1219 x 495 mm)	1/3	120	450	890	7.4	60	NEMA 5-15P	195 lbs. (89 kg)
			3/8	220	826	814	3.8	50	CEE 7-7 Schuko, BS-1363, AS3112	
				230	904	890	3.9			
				240	984	969	4.1			
			1/3	220	1129	814	5.1	60	BS-1363	
				230	1234	890	5.4			
240	1344	969		5.6						
HCSSBF-48-S	51" x 27" x 10.24" (1295 x 686 x 260 mm)	48" x 24" (1219 x 610 mm)	5/8	120	800	1100	9.2	60	NEMA 5-15P	220 lbs. (100 kg)
			1/2	220	826	1006	4.6	50	CEE 7-7 Schuko, BS-1363, AS3112	
				230	904	1100	4.8			
				240	984	1198	5.0			
			5/8	220	1956	1006	8.9	60	BS-1363	
				230	2138	1100	9.3			
240	2328	1198		9.7						

✓ Models with simulated stone are Swanstone® ★Available in Domestic, Canadian and Export USD Price Lists only ✓ All voltages non-CE

HATCO CORPORATION

P.O. Box 340500 Milwaukee, WI 53234-0500 U.S.A. | (414) 671-6350



www.hatcocorp.com

support@hatcocorp.com

[Find a Hatco Rep](#)

[Image Library](#)

[Document Library](#)

[Patents](#)

[Chat](#)



Hot/Cold Simulated Stone[™] Shelves Built-In Flush Top

Models: HCSSBF-24-F, -24-I, -24-S, -36-F, -36-I, -36-S, -48-F, -48-I, -48-S*
 HCSSBFR-24-F, -24-I, -24-S, -36-F, -36-I, -36-S, -48-F, -48-I, -48-S
 HCSSBFX-24-F, -24-I, -24-S, -36-F, -36-I, -36-S, -48-F, -48-I, -48-S

SPECIFICATIONS

Hot/Cold Simulated Stone Shelves[^] Built-In Flush Top - Remote - R
 with unattached Condenser and Control Box

The shaded areas contain electrical information for International models

Model	Overall Shelf Dimensions W x D x H	Usable Space W x D of heated/cooled surface	Comp. Size HP	Volts [↗]	Cold Side Watts	Hot Side Watts	Amps	Hz	Approx. Ship Weight
HCSSBFR-24-F	27" x 18.5" x 7.52" (686 x 470 x 191 mm)	24" x 15.5" (610 x 394 mm)	1/3	1/5	120	300	3.8	60	107 lbs. (49 kg)
				220	1089	325	5.0		
				230	1190	355	5.2		
				240	1296	387	5.4		
				220	1129	325	5.1		
				230	1234	355	5.4		
HCSSBFR-24-I	27" x 22.5" x 7.52" (686 x 572 x 191 mm)	24" x 19.5" (610 x 495 mm)	1/3	1/5	120	300	3.8	60	123 lbs. (56 kg)
				220	1089	407	5.0		
				230	1190	445	5.2		
				240	1296	485	5.4		
				220	1129	407	5.1		
				230	1234	445	5.4		
HCSSBFR-24-S	27" x 27" x 7.52" (686 x 686 x 191 mm)	24" x 24" (610 x 610 mm)	1/3	1/5	120	300	4.6	60	142 lbs. (65 kg)
				220	1089	503	5.0		
				230	1190	550	5.2		
				240	1296	599	5.4		
				220	1129	503	5.1		
				230	1234	550	5.4		
HCSSBFR-36-F	39" x 18.5" x 7.52" (991 x 470 x 191 mm)	36" x 15.5" (914 x 394 mm)	1/3	1/5	120	300	4.4	60	138 lbs. (63 kg)
				220	1089	485	5.0		
				230	1190	530	5.2		
				240	1296	577	5.4		
				220	1129	485	5.1		
				230	1234	530	5.4		
HCSSBFR-36-I	39" x 22.5" x 7.52" (991 x 572 x 191 mm)	36" x 19.5" (914 x 495 mm)	1/3	1/3	120	450	5.9	60	159 lbs. (73 kg)
				220	826	613	3.8		
				230	904	670	3.9		
				240	984	730	4.1		
				220	1129	613	5.1		
				230	1234	670	5.4		
HCSSBFR-36-S	39" x 27" x 7.52" (991 x 686 x 191 mm)	36" x 24" (914 x 610 mm)	1/3	1/3	120	450	6.9	60	190 lbs. (87 kg)
				220	826	755	3.8		
				230	904	825	3.9		
				240	984	898	4.1		
				220	1129	755	5.1		
				230	1234	825	5.4		
HCSSBFR-48-F	51" x 18.5" x 7.52" (1295 x 470 x 191 mm)	48" x 15.5" (1219 x 394 mm)	1/3	1/3	120	450	5.9	60	167 lbs. (76 kg)
				220	826	650	3.8		
				230	904	710	3.9		
				240	984	773	4.1		
				220	1129	650	5.1		
				230	1234	710	5.4		
HCSSBFR-48-I	51" x 22.5" x 7.52" (1295 x 572 x 191 mm)	48" x 19.5" (1219 x 495 mm)	1/3	1/3	120	450	7.4	60	206 lbs. (94 kg)
				220	826	814	3.8		
				230	904	890	3.9		
				240	984	969	4.1		
				220	1129	814	5.1		
				230	1234	890	5.4		
HCSSBFR-48-S	51" x 27" x 7.52" (1295 x 686 x 191 mm)	48" x 24" (1219 x 610 mm)	1/2	5/8	120	800	9.2	60	212 lbs. (97 kg)
				220	826	1006	4.6		
				230	904	1100	4.8		
				240	984	1198	5.6		
				220	1956	1006	8.9		
				230	2138	1100	9.3		

[^] Models with simulated stone are Swanstone[®] *Available in Domestic, Canadian and Export USD Price Lists only [↗] All voltages non-CE





Hot/Cold Simulated Stone[™] Shelves Built-In Flush Top

Models: HCSSBF-24-F, -24-I, -24-S, -36-F, -36-I, -36-S, -48-F, -48-I, -48-S*
 HCSSBFR-24-F, -24-I, -24-S, -36-F, -36-I, -36-S, -48-F, -48-I, -48-S
 HCSSBFX-24-F, -24-I, -24-S, -36-F, -36-I, -36-S, -48-F, -48-I, -48-S

SPECIFICATIONS

Hot/Cold Simulated Stone Shelves[^] Built-In Flush Top - Remote - X
 with unattached Control Box only (no Condenser)

The shaded areas contain electrical information for International models

Model	Overall Shelf Dimensions W x D x H	Usable Shelf Space W x D	Volts [↗]	Rated Watts	Rated Amps	Hz	Evaporator Load BTU/Hr	Approx. Ship Weight
HCSSBFX-24-F	27" x 18.5" x 7.52" (686 x 394 x 191 mm)	24" x 15.5" (610 x 394 mm)	120	355	3.0	60	844	70 lbs. (49 kg)
			220	325	1.5	50	844	
			230	355	1.5			
			240	387	1.6			
			220	325	1.5	60	844	
			230	355	1.5			
240	387	1.6						
HCSSBFX-24-I	27" x 22.5" x 7.52" (686 x 495 x 191 mm)	24" x 19.5" (610 x 495 mm)	120	445	3.7	60	1019	86 lbs. (40 kg)
			220	407	1.8	50	1019	
			230	445	1.9			
			240	485	2.0			
			220	407	1.8	60	1019	
			230	445	1.9			
240	485	2.0						
HCSSBFX-24-S	27" x 27" x 7.52" (686 x 610 x 191 mm)	24" x 24" (610 x 610 mm)	120	550	4.6	60	1216	105 lbs. (48 kg)
			220	503	2.3	50	1216	
			230	550	2.4			
			240	599	2.5			
			220	503	2.3	60	1216	
			230	550	2.4			
240	599	2.5						
HCSSBFX-36-F	39" x 18.5" x 7.52" (991 x 394 x 191 mm)	36" x 15.5" (914 x 394 mm)	120	530	4.4	60	1183	101 lbs. (46 kg)
			220	485	2.2	50	1183	
			230	530	2.3			
			240	577	2.4			
			220	485	2.2	60	1183	
			230	530	2.3			
240	577	2.4						
HCSSBFX-36-I	39" x 19.5" x 7.52" (991 x 495 x 191 mm)	36" x 19.5" (914 x 495 mm)	120	670	5.6	60	1385	122 lbs. (56 kg)
			220	613	2.8	50	1385	
			230	670	2.9			
			240	730	3.0			
			220	613	2.8	60	1385	
			230	670	2.9			
240	730	3.0						
HCSSBFX-36-S	39" x 27" x 7.52" (991 x 610 x 191 mm)	36" x 24" (914 x 610 mm)	120	825	6.9	60	1649	153 lbs. (62 kg)
			220	755	3.4	50	1649	
			230	825	3.5			
			240	898	3.7			
			220	755	3.4	60	1649	
			230	825	3.5			
240	898	3.7						
HCSSBFX-48-F	51" x 18.5" x 7.52" (1295 x 470 x 191 mm)	48" x 15.5" (1219 x 394 mm)	120	710	5.9	60	1453	130 lbs. (59 kg)
			220	650	3.0	50	1453	
			230	710	3.1			
			240	773	3.2			
			220	650	3.0	60	1453	
			230	710	3.1			
240	773	3.2						
HCSSBFX-48-I	51" x 22.5" x 7.52" (1295 x 572 x 191 mm)	48" x 19.5" (1219 x 495 mm)	120	890	7.4	60	1767	169 lbs. (77 kg)
			220	814	3.7	50	1767	
			230	890	3.9			
			240	969	4.0			
			220	814	3.7	60	1767	
			230	890	3.9			
240	969	4.0						
HCSSBFX-48-S	51" x 27" x 7.52" (1295 x 686 x 191 mm)	48" x 24" (1219 x 610 mm)	120	1100	9.2	60	3009	165 lbs. (75 kg)
			220	1006	4.6	50	3009	
			230	1100	4.8			
			240	1198	5.0			
			220	1006	4.6	60	3009	
			230	1100	4.8			
240	1198	5.0						

[^] Models with simulated stone are Swanstone[®] *Available in Domestic, Canadian and Export USD Price Lists only [↗] All voltages non-CE

HATCO CORPORATION

P.O. Box 340500 Milwaukee, WI 53234-0500 U.S.A. | (414) 671-6350



www.hatcocorp.com

support@hatcocorp.com

[Find a Hatco Rep](#)

[Image Library](#)

[Document Library](#)

[Patents](#)

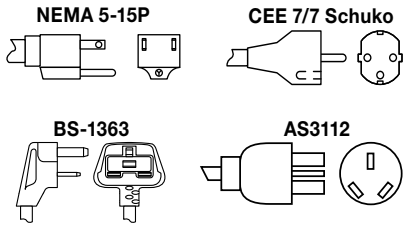
[Chat](#)



Hot/Cold Simulated Stone[™] Shelves Built-In Flush Top

Models: HCSSBF-24-F, -24-I, -24-S, -36-F, -36-I, -36-S, -48-F, -48-I, -48-S*
 HCSSBFR-24-F, -24-I, -24-S, -36-F, -36-I, -36-S, -48-F, -48-I, -48-S
 HCSSBFX-24-F, -24-I, -24-S, -36-F, -36-I, -36-S, -48-F, -48-I, -48-S

PLUG CONFIGURATION - HCSSBF models only



R-513A REFRIGERANT OPERATING SPECIFICATIONS IN 75°F (24°C) AMBIENT

HCSSBF, HCSSBFX models only.

Refer to the Installation section in the Installation and Operating Manual on the Hatco website

- Suction Pressure: 6-9 PSIG (0.4-0.6 Bar)
- Discharge Pressure : 115-125 PSIG (7.9-8.6 Bar)
- Superheat: 4-10° F (2.2 to 5.6°C)
- Subcooling: 5-10° F (2.8 to 5.6°C)

FACTORY FILL RATES for R-513A REFRIGERANT (HCSSBFR condensers are shipped without refrigerants)

Model	Fill Weight	Model	Fill Weight
HCSSBF-24-F	1 lb. 3 oz. (0.539 kg)	HCSSBFR-24-F	1 lb. 13 oz. (0.822 kg)
HCSSBF-24-I		HCSSBFR-24-I	
HCSSBF-24-S	1 lb. 5 oz. (0.595 kg)	HCSSBFR-24-S	1 lb. 15 oz. (0.879 kg)
HCSSBF-36-F	1 lb. 5 oz. (0.595 kg)	HCSSBFR-36-F	1 lb. 15 oz. (0.879 kg)
HCSSBF-36-I	1 lb. 3 oz. (0.539 kg)	HCSSBFR-36-I	1 lb. 13 oz. (0.822 kg)
HCSSBF-36-S		HCSSBFR-36-S	
HCSSBF-48-F	1 lb. 3 oz. (0.539 kg)	HCSSBFR-48-F	1 lb. 13 oz. (0.822 kg)
HCSSBF-48-I		HCSSBFR-48-I	
HCSSBF-48-S	1 lb. 15 oz. (0.879 kg)	HCSSBFR-48-S	2 lb. 8 oz. (1.134 kg)

COUNTERTOP CUTOUT SIZE



See Installation and Operating Manuals for more information

Model	Width with .375" (10 mm) radii	Depth with .375" (10 mm) radii
HCSSBF-24-F HCSSBFR-24-F HCSSBFX-24-F	24.375" (619 mm)	15.875" (403 mm)
HCSSBF-24-I HCSSBFR-24-I HCSSBFX-24-I	24.375" (619 mm)	19.875" (505 mm)
HCSSBF-24-S HCSSBFR-24-S HCSSBFX-24-S	24.375" (619 mm)	24.375" (619 mm)
HCSSBF-36-F HCSSBFR-36-F HCSSBFX-36-F	36.375" (924 mm)	15.875" (403 mm)
HCSSBF-36-I HCSSBFR-36-I HCSSBFX-36-I	36.375" (924 mm)	19.875" (505 mm)
HCSSBF-36-S HCSSBFR-36-S HCSSBFX-36-S	36.375" (924 mm)	24.375" (619 mm)
HCSSBF-48-F HCSSBFR-48-F HCSSBFX-48-F	48.375" (1229 mm)	15.875" (403 mm)
HCSSBF-48-I HCSSBFR-48-I HCSSBFX-48-I	48.375" (1229 mm)	19.875" (505 mm)
HCSSBF-48-S HCSSBFR-48-S HCSSBFX-48-S	48.375" (1229 mm)	24.375" (619 mm)
All Models	Width	Height
Control Box Cut Out Dimensions	13.125" (333 mm)	5.625" (143 mm)

PRODUCT SPECS

Hot/Cold Simulated Stone[™] Shelf Built-In Flush Top

The patented Hot/Cold Simulated Stone Shelf Built-In Flush Top shall be model ... as manufactured by the Hatco Corporation, Milwaukee, WI 53234 U.S.A.

The Hot/Cold Simulated Stone Shelf Built-In Flush Top shall be rated at ... watts, ... volts, and ... inches (millimeters) in overall width. It shall utilize R-513A refrigerant

and consist of food-safe simulated stone material surface shelf assembly, condenser attached to evaporator with 5 foot (1524 mm) flexible tubing, adjustable bracket with cord and plug attached and attached Electronic Temperature Control Box.

Warranty consists of 24/7 parts and service assistance (U.S. and Canada only).

Hot/Cold Simulated Stone[™] Shelf Built-In Flush Top - Remote (R or X models)

The patented Hot/Cold Simulated Stone Shelf Built-In Flush Top - Remote (R or X) shall be model ... as manufactured by the Hatco Corporation, Milwaukee, WI 53234 U.S.A.

The Hot/Cold Simulated Stone Shelf Built-In Flush Top - Remote (R or X) model shall be rated at ... watts, ... volts, and ... inches (millimeters) in overall width.

HCSSBFR shall utilize R-513A refrigerant. HCSSBFR and HCSSBFX models shall consist of a food-safe simulated stone material surface shelf assembly with temperature probe, unattached TXV valve, unattached Electronic Temperature Control Box, unattached condenser (HCSSBFR models only) and solenoid valve attached to shelf (HCSSBFX models only).

Warranty consists of 24/7 parts and service assistance (U.S. and Canada only).

[™] Models with simulated stone are Swanstone[®].

*Available in Domestic, Canadian and Export USD Price Lists only.

HATCO CORPORATION | P.O. Box 340500 Milwaukee, WI 53234-0500 U.S.A. | (414) 671-6350



www.hatcocorp.com | support@hatcocorp.com | [Find a Hatco Rep](#) | [Image Library](#) | [Document Library](#) | [Patents](#) | [Chat](#)