



Project \_\_\_\_\_

Item # \_\_\_\_\_

Quantity \_\_\_\_\_

# Heated Base Glass Built-In Shelves

Models: HBGB-2418, -3018, -3618, -4818, -6018, -7218

Hatco Heated Base Glass Built-In Shelves have a heated ceramic glass top that creates uniform heat across the entire surface and are made of approved foodsafe material. Ideal for use on pass-through areas, buffet lines, and as hors d'oeuvre displays.

## Standard features

- Made of approved foodsafe material allowing placement of food product directly on the glass surface
- Thermostatically-controlled ceramic glass surface heated base
- Lighted On/Off rocker switch
- All units are equipped with an attractive trim mounting ring available in stainless steel (standard) *Designer Black* or *White*
- Recommended for use in metallic counters – for other surfaces, verify that the material is suitable for temperatures up to 200°F (93°C)♦
- Units include control box with 3' (915 mm) conduit and 6' (1829 mm) cord and plug

♦ *Hatco is not responsible for counter damage caused by heat from the warmer*



## Options (available at time of purchase only)

Ceramic Glass Color – Black Standard  
 White

*Designer Color* for Flush Mount Control Bezel Box – Stainless Steel  
Standard – Non-standard colors are non-returnable ■  
 *Designer Black*     White

Control Boxes - with Lighted Power Rocker Switch, cord and plug  
 Flush Mount ITC Control Box with lighted On/Off rocker switch and angled recessed controls – 6.813"W x 7.8135"H x 4.813"D (162 x 198 x 134 mm)

Flush Mount Recessed Thermostatic Control Box with lighted On/Off rocker switch and angled recessed controls in stainless steel 6.813"W x 7.8135"H x 4.813"D (162 x 198 x 134 mm)

Conduit in lieu of standard 3' (914 mm) (Flush Mount ITC Control Box only)  
 6' (1829 mm) conduit     10' (3048 mm) conduit

Built-In Heated Base Glass Shelf with a recessed top

### Note for Heated Base Glass Shelves with overhead Strip Heaters:

For any size HBGB, the next larger size GRA or GR2A Strip Heater will fit over the top. For example, a HBGB-3018 will require a GRA-36 or GR2A-36. The GRA will have a tight fit to the frame of the base. The GR2A will have approximately a 4" (102 mm) space.

**NOTE:** Install Remote Box outside Heat Zone or damage will occur.

■ IFS anti-microbial coatings use naturally-occurring, environmentally sustainable, silver ions to help inhibit the growth of microbes on the powder coated surface. See [www.hatcocorp.com/antimicrobial-paint](http://www.hatcocorp.com/antimicrobial-paint) for more information.

For operation, location and safety information, please refer to the Installation and Operating Manual.



Specific models as marked



HATCO CORPORATION | P.O. Box 340500 Milwaukee, WI 53234-0500 U.S.A. | (414) 671-6350



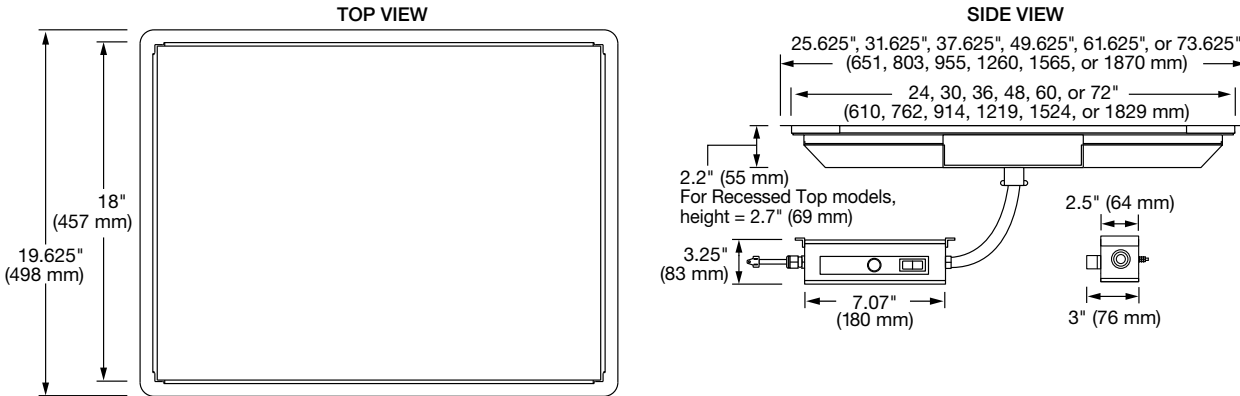
[www.hatcocorp.com](http://www.hatcocorp.com) | [support@hatcocorp.com](mailto:support@hatcocorp.com) | [Find a Hatco Rep](#) | [Image Library](#) | [Document Library](#) | [Patents](#) | [Chat](#)



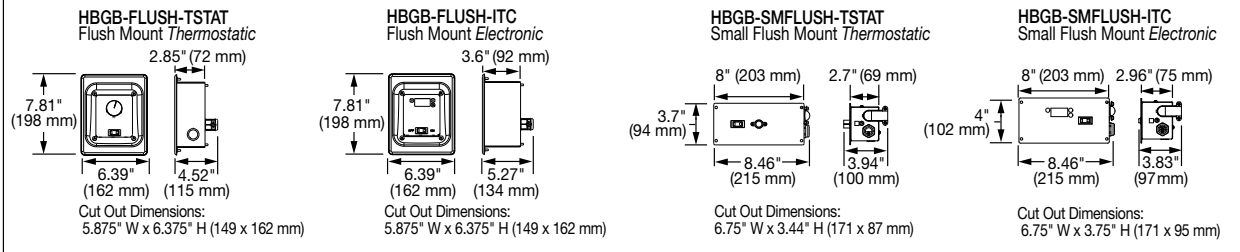
# Heated Base Glass Built-In Shelves

Models: HBGB-2418, -3018, -3618, -4818, -6018, -7218

## HBGB



### OPTIONAL CONTROL BOXES



### SPECIFICATIONS

#### Heated Base Glass Built-In Rectangular Shelves

The shaded areas contain electrical information for international models

Model <sup>M</sup>	Dimensions (Width x Depth x Height)	Voltage	Watts	Amps	Plug	Approx. Ship Weight
HBGB-2418	25.625" x 19.625" x 2.2" (651 x 498 x 55 mm)	100	425	4.3	NEMA 5-15P	32 lbs. (15 kg)
		120	425	3.5	NEMA 5-15P	
		220 <sup>z</sup>	420	1.9	BS-1363	
		220-230 (CE)	420-459	1.9-2.0	CEE 7/7 Schuko, CCC	
		230-240 (CE)	459-500	2.0-2.1	BS-1363 or AS 3112 <sup>†</sup>	
HBGB-3018	31.625" x 19.625" x 2.2" (803 x 498 x 55 mm)	100	525	5.3	NEMA 5-15P	37 lbs. (17 kg)
		120	525	4.4	NEMA 5-15P	
		220 <sup>z</sup>	525	2.4	BS-1363	
		220-230 (CE)	525-574	2.4-2.5	CEE 7/7 Schuko, CCC	
		230-240 (CE)	574-625	2.5-2.6	BS-1363 or AS 3112 <sup>†</sup>	
HBGB-3618	37.625" x 19.625" x 2.2" (955 x 498 x 55 mm)	100	630	6.3	NEMA 5-15P	40 lbs. (19 kg)
		120	630	5.3	NEMA 5-15P	
		220 <sup>z</sup>	630	2.9	BS-1363	
		220-230 (CE)	630-689	2.9-3.0	CEE 7/7 Schuko, CCC	
		230-240 (CE)	689-750	3.0-3.1	BS-1363 or AS 3112 <sup>†</sup>	
HBGB-4818 <sup>≈</sup>	49.625" x 19.625" x 2.2" (1260 x 498 x 55 mm)	100	850	8.5	NEMA 5-15P	50 lbs. (23 kg)
		120	850	7.1	NEMA 5-15P	
		220 <sup>z</sup>	840	3.8	BS-1363	
		220-230 (CE)	840-918	3.8-4.0	CEE 7/7 Schuko, CCC	
		230-240 (CE)	918-1000	4.0-4.2	BS-1363 or AS 3112 <sup>†</sup>	
HBGB-6018 <sup>≈</sup>	61.625" x 19.625" x 2.2" (1565 x 498 x 55 mm)	100	1050	10.5	NEMA 5-15P	63 lbs. (29 kg)
		120	1050	8.8	NEMA 5-15P	
		220 <sup>z</sup>	1050	4.8	BS-1363	
		220-230 (CE)	1050-1148	4.8-5.0	CEE 7/7 Schuko, CCC	
		230-240 (CE)	1148-1250	5.0-5.2	BS-1363 or AS 3112 <sup>†</sup>	
HBGB-7218 <sup>≈</sup>	73.625" x 19.625" x 2.2" (1870 x 498 x 55 mm)	100	1260	12.6	NEMA 5-15P	74 lbs. (34 kg)
		120	1260	10.5	NEMA 5-15P	
		220 <sup>z</sup>	1260	5.7	BS-1363	
		220-230 (CE)	1260-1378	5.7-6.0	CEE 7/7 Schuko, CCC	
		230-240 (CE)	1378-1500	6.0-6.3	BS-1363 or AS 3112 <sup>†</sup>	

<sup>M</sup> Recommended for use in a metallic countertop. For other surfaces, verify material is suitable for temperatures up to 200°F (93°C).

<sup>z</sup> 60 Hz

<sup>†</sup> AS3112 plug is for use in Australia only.

<sup>≈</sup> Units 48" (1219 mm) and larger are constructed of two equal size pieces of glass which create a seam.





# Heated Base Glass Built-In Shelves

Models: HBGB-2418, -3018, -3618, -4818, -6018, -7218

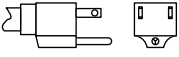
## CORD LOCATION

Cord is attached to Control Box

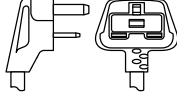
## PLUG CONFIGURATIONS

Please refer to electrical specifications shown in charts

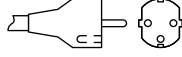
### NEMA 5-15P



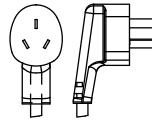
### BS-1363



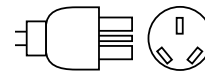
### CEE 7/7 Schuko



### CCC



### AS 3112



## Countertop Cutout Dimensions

Model	Min. Width	Max. Width	Min. Depth	Max. Depth
HBGB-2418	24.625" (625 mm)	24.875" (632 mm)	18.625" (473 mm)	18.875" (480 mm)
HBGB-3018	30.625" (778 mm)	30.875" (784 mm)	18.625" (473 mm)	18.875" (480 mm)
HBGB-3618	36.625" (930 mm)	36.875" (937 mm)	18.625" (473 mm)	18.875" (480 mm)
HBGB-4818	48.625" (1235 mm)	48.875" (1241 mm)	18.625" (473 mm)	18.875" (480 mm)
HBGB-6018	60.625" (1540 mm)	60.875" (1546 mm)	18.625" (473 mm)	18.875" (480 mm)
HBGB-7218	72.625" (1845 mm)	72.875" (1851 mm)	18.625" (473 mm)	18.875" (480 mm)

## PRODUCT SPECS

### Heated Base Glass Built-In Shelves

The Heated Base Glass Built-In Shelf shall be a Hatco Model ... as manufactured by the Hatco Corporation, Milwaukee, WI 53234 U.S.A.

The Heated Base Glass Built-In Shelf shall be rated at ... watts, volts, and ... inches (millimeters) in overall width.

It shall consist of food-safe, Black Ceramic Glass material, thermostatically-controlled heated base and a remote box with 36" (914 mm) conduit, cord and plug.

Options shall include: White Ceramic Glass, Designer Color for Flush Mount Control Bezel (Stainless Steel standard), Flush Mount (ITC or Thermostatic) Control Box, a 120" (3050 mm) conduit used with ITC Control Boxes only and optional recessed top. All Designer colors are anti-microbial.

Warranty consists of 24/7 parts and service assistance (U.S. and Canada only).

**HATCO CORPORATION** | P.O. Box 340500 Milwaukee, WI 53234-0500 U.S.A. | (414) 671-6350



[www.hatcocorp.com](http://www.hatcocorp.com) | [support@hatcocorp.com](mailto:support@hatcocorp.com) | [Find a Hatco Rep](#) | [Image Library](#) | [Document Library](#) | [Patents](#) | [Chat](#)