



**IMPORTANT NOTE:**

Locate the Specification Label on unit to determine exact Model Name and electrical specifications. This information is needed to identify the correct replacement parts. See exploded view illustration(s) for Specification Label location.

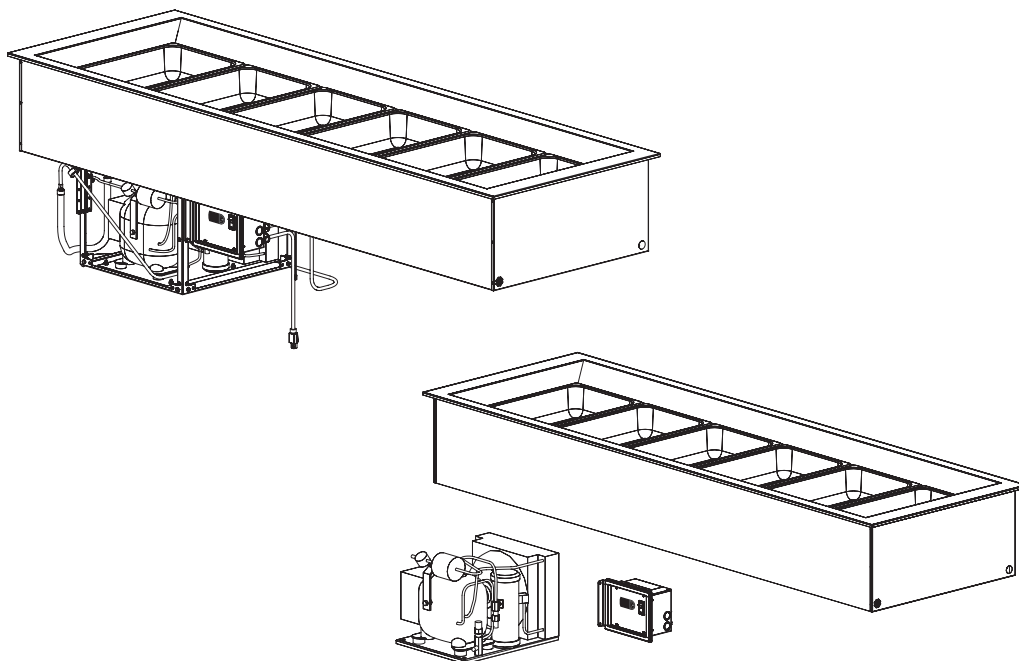


Use of replacement parts other than those supplied by Hatco Corporation may result in damage to unit or injury to personnel and will void all warranties.

# Refrigerated Drop-In Wells

## CWB, CWBS, CWBR, and CWBX Series

<u>Model Name</u>	<u>Page</u>	<u>Model Name</u>	<u>Page</u>	<u>Model Name</u>	<u>Page</u>
CWB-1.....	2-4	CWBR-1.....	2-4	CWBX-1.....	2
CWB-2.....	2-4	CWBR-2.....	2-4	CWBX-2.....	2
CWB-3.....	2-4	CWBR-3.....	2-4	CWBX-3.....	2
CWB-4.....	2-4	CWBR-4.....	2-4	CWBX-4.....	2
CWB-5.....	2-4	CWBR-5.....	2-4	CWBX-5.....	2
CWB-6.....	2-4	CWBR-6.....	2-4	CWBX-6.....	2
CWB-S1.....	2-4				
CWB-S2.....	2-4				
CWB-S3.....	2-4				
CWB-S4.....	2-4				



# Replacement Parts List

# Hatco Refrigerated Drop-In Wells

## CWB, CWBS, CWBR, and CWBX Series

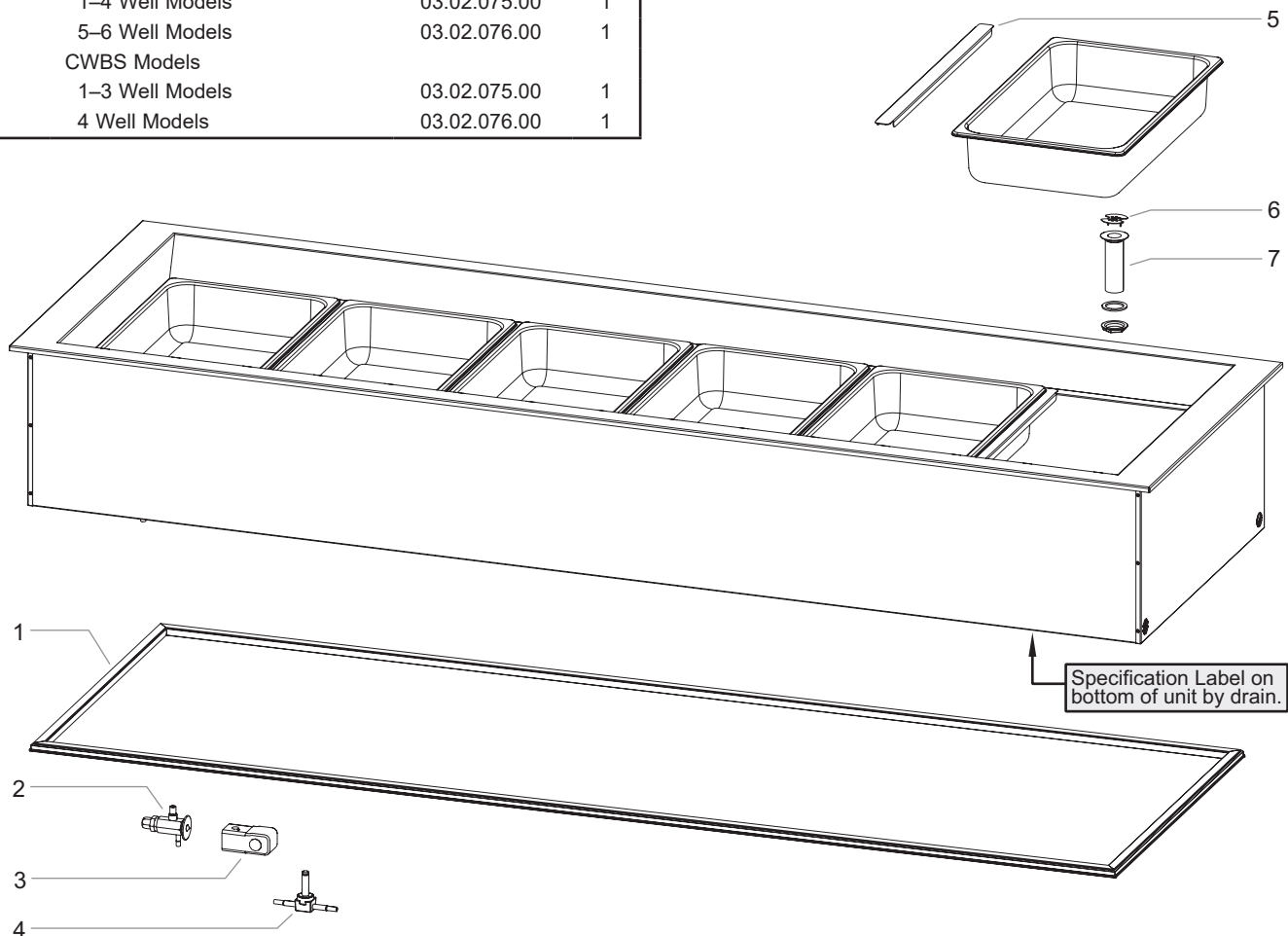
### Main Assembly

Item	Description	Part No.	Qty.
1	Gasket (Option)		
	CWB-1, CWBR-1, CWBX-1	05.06.156.00	1
	CWB-2, CWBR-2, CWBX-3	05.06.220.00	1
	CWB-3, CWBR-3, CWBX-3	05.06.221.00	1
	CWB-4, CWBR-4, CWBX-4	05.06.222.00	1
	CWB-5, CWBR-5, CWBX-5	05.06.223.00	1
	CWB-6, CWBR-6, CWBX-6	05.06.224.00	1
	CWB-S1, CWBR-S1, CWBX-S1	05.06.225.00	1
	CWB-S2, CWBR-S2, CWBX-S2	05.06.226.00	1
	CWB-S3, CWBR-S3, CWBX-S3	05.06.227.00	1
	CWB-S4, CWBR-S4, CWBX-S4	05.06.228.00	1
2	TXV Valve		
	R-513A Refrigerant Models		
	CWB, CWBR, and CWBX Models		
	1-4 Well Models	03.02.101.00	1
	5-6 Well Models	03.02.102.00	1
	CWBS Models		
	1-3 Well Models	03.02.101.00	1
	4 Well Models	03.02.102.00	1
	R-404A Refrigerant Models		
	CWB, CWBR, and CWBX Models		
	1-4 Well Models	03.02.075.00	1
	5-6 Well Models	03.02.076.00	1
	CWBS Models		
	1-3 Well Models	03.02.075.00	1
	4 Well Models	03.02.076.00	1

Item	Description	Part No.	Qty.
3	Solenoid Coil (CWBX Models only)		
	120 V	03.02.082.00	1
	220/230/240 V	03.02.084.00	1
4	Solenoid Valve (CWBX Models only)	03.02.081.00	1
5	Pan Divider	04.47.090.00	1-5
6	Drain Strainer	04.47.159.00	1
7	Drain w/ Gasket and Nut	03.05.109.00	1
	Wiring Diagrams		
	CWB and CWBS Models		
	120 V	10-01-1099	
	220/230/240 V	10-01-1178	
	CWBR and CWBX Models	10-01-1101	

The shaded areas contain part information for **International models only**.

**NOTE:** Quantities shown as a range (example = "1-5") are dependent upon the number of wells in a unit.



## Control Enclosure

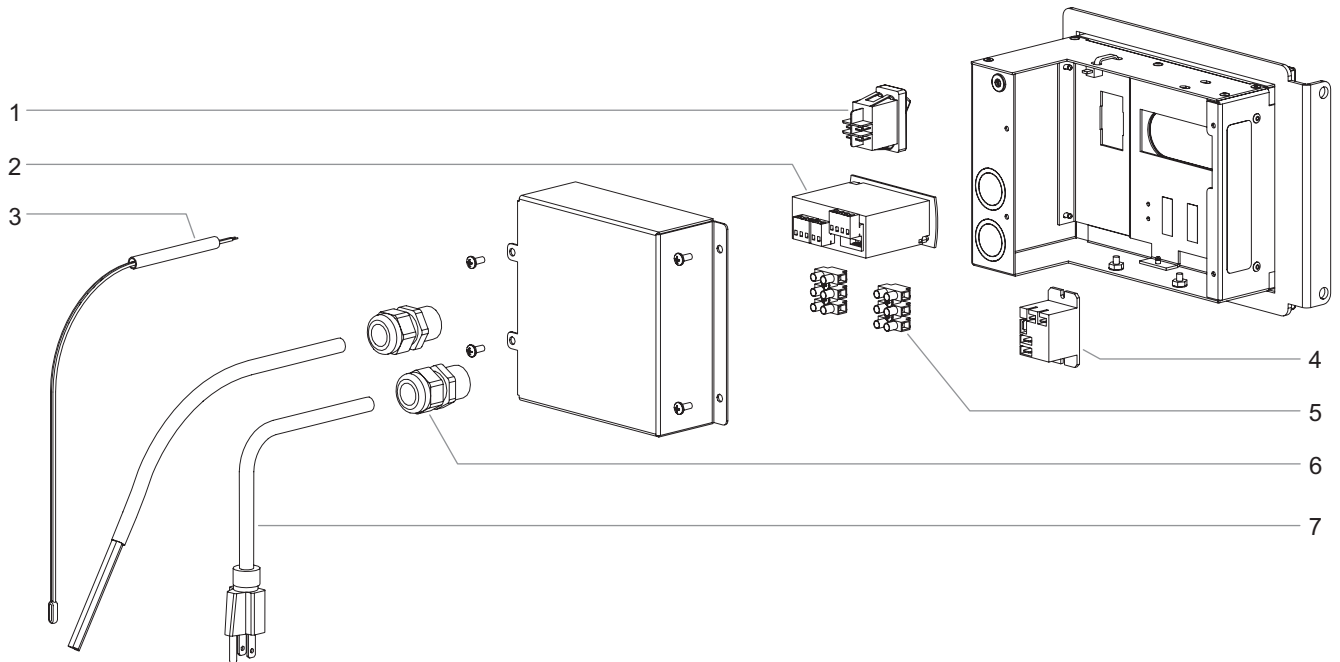
Item	Description	Part No.	Qty.
1	Switch, Rocker *	02.19.261.00	1
2	Controller, Electronic w/ Probe		
	120 V	R02.01.375.12	1
	220/230/240 V	R02.01.406.08	1
3	Temperature Probe	02.01.387.00	1
4	Relay		
	120 V	R02.01.088.00	1
	220/230/240 V	02.01.105.00	1
5	Terminal Block	R02.15.030.00	2

Item	Description	Part No.	Qty.
6	Cord Grip (CWB and CWBS only)	R02.20.259.00	2
7	Power Cord (CWB and CWBS only) ‡		
	NEMA 5-15P, 120 V	02.18.284.00	1
	CEE 7/7 Schuko, 220/230 V	02.18.077.00	1
	BS-1363, 220/230/240 V	02.18.066.00	1
	AS 3112, 240 V	02.18.104.00	1
8	Conversion Kit (includes items 1–7, control box, and wiring diagram), 120 V •	R00.02.0094.00	1

\* Units equipped with a condensing unit that have a date code of 2331 or older, use P/N 02.19.015.00. Remote units or units supplied without a condensing unit from Hatco use P/N 02.19.015.00 only.

‡ Optional power cord lengths available.

• For units with a date code of 1318 or older.

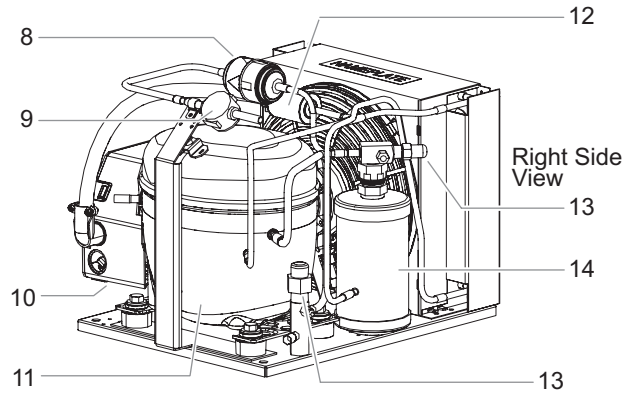
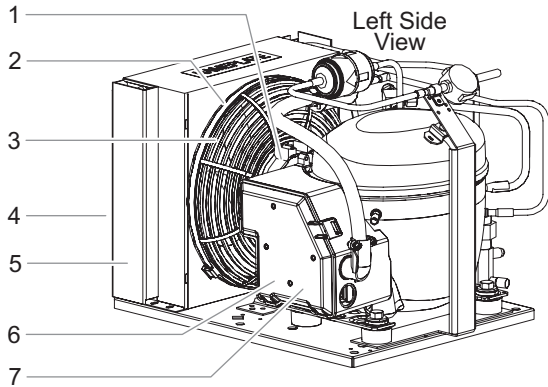


**NOTE:** The last four digits in a ten digit numerical serial number are the manufacturing date code.

Example: Serial number 962506**2431** has a date code of "2431" which indicates the following: 2431

└─ Week Thirty-One  
└─ Year 2024

# Condensing Unit with R513A Refrigerant – Emerson/Copeland Model M7 (CWB, CWBS, and CWBR Models)



Item	Description	Part No.	Qty.
1	Fan Motor, Condensing Unit		
	120 V, 60 Hz CWB-1, -2, -3, -4, -S1, -S2, -S3	03.13.071.00	1
	120 V, 60 Hz CWB-5, -6, -S4	03.13.143.00	1
	220/230/240 V, 60 Hz CWB-1, -2, -3, -4, -S1, -S2, -S3	03.13.093.00	1
	220/230/240 V, 60 Hz CWB-5, -6, -S4	03.13.096.00	1
	220/230/240 V, 50 Hz CWB-1, -2, -3, -S1, -S2	03.13.093.00	1
	220/230/240 V, 50 Hz CWB-4, -S3	03.13.093.00	1
	220/230/240 V, 50 Hz CWB-5, -6, -S4	03.13.100.00	1
	2	Fan Guard, Condensing Unit	
120 V, 60 Hz CWB-1, -2, -3, -4, -S1, -S2, -S3		03.13.074.00	1
120 V, 60 Hz CWB-5, -6, -S4		03.13.103.00	1
220/230/240 V, 60 Hz CWB-1, -2, -3, -4, -S1, -S2, -S3		03.13.074.00	1
220/230/240 V, 60 Hz CWB-5, -6, -S4		03.13.098.00	1
220/230/240 V, 50 Hz CWB-1, -2, -3, -S1, -S2		03.13.074.00	1
220/230/240 V, 50 Hz CWB-4, -S3		03.13.074.00	1
220/230/240 V, 50 Hz CWB-5, -6, -S4		03.13.103.00	1
3		Fan Blade, Condensing Unit	
	120 V, 60 Hz CWB-1, -2, -3, -4, -S1, -S2, -S3	03.13.005.00	1
	120 V, 60 Hz CWB-5, -6, -S4	03.13.101.00	1
	220/230/240 V, 60 Hz CWB-1, -2, -3, -4, -S1, -S2, -S3	03.13.005.00	1
	220/230/240 V, 60 Hz CWB-5, -6, -S4	03.13.022.00	1
	220/230/240 V, 50 Hz CWB-1, -2, -3, -S1, -S2	03.13.005.00	1
	220/230/240 V, 50 Hz CWB-4, -S3	03.13.005.00	1
	220/230/240 V, 50 Hz CWB-5, -6, -S4	03.13.101.00	1

Item	Description	Part No.	Qty.	
4	Air Condenser, Condensing Unit			
	120 V, 60 Hz CWB-1, -2, -3, -S1, -S2	03.13.078.00	1	
	120 V, 60 Hz CWB-4, -S3	03.13.073.00	1	
	120 V, 60 Hz CWB-5, -6, -S4	03.13.144.00	1	
	220/230/240 V, 60 Hz CWB-1, -2, -3, -4, -S1, -S2, -S3	03.13.073.00	1	
	220/230/240 V, 60 Hz CWB-5, -6, -S4	03.13.077.00	1	
	220/230/240 V, 50 Hz CWB-1, -2, -3, -S1, -S2	03.13.073.00	1	
	220/230/240 V, 50 Hz CWB-4, -S3	03.13.078.00	1	
	220/230/240 V, 50 Hz CWB-5, -6, -S4	03.13.102.00	1	
	5	Condenser Shroud, Condensing Unit		
		120 V, 60 Hz CWB-1, -2, -3, -4, -S1, -S2, -S3	03.13.029.00	1
		120 V, 60 Hz CWB-5, -6, -S4	03.13.026.00	1
220/230/240 V, 60 Hz CWB-1, -2, -3, -4, -S1, -S2, -S3		03.13.029.00	1	
220/230/240 V, 60 Hz CWB-5, -6, -S4		03.13.026.00	1	
220/230/240 V, 50 Hz CWB-1, -2, -3, -S1, -S2		03.13.029.00	1	
220/230/240 V, 50 Hz CWB-4, -S3		03.13.029.00	1	
220/230/240 V, 50 Hz CWB-5, -6, -S4		03.13.031.00	1	

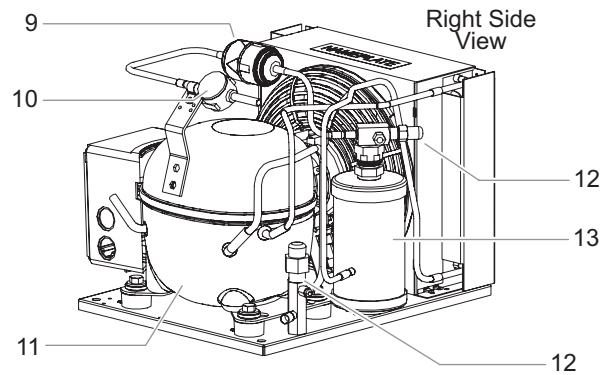
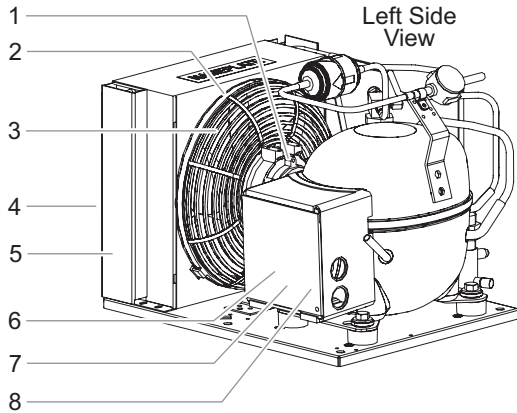
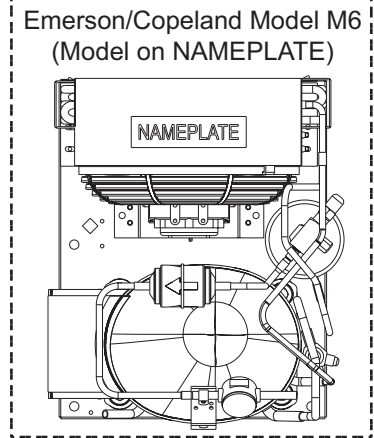
The shaded areas contain part information for International models only.

Item	Description	Part No.	Qty.
6	Relay, Compressor		
	120 V, 60 Hz CWB-1, -2, -3, -S1, -S2	03.13.134.00	1
	120 V, 60 Hz CWB-4, -S3	03.13.138.00	1
	120 V, 60 Hz CWB-5, -6, -S4	03.13.147.00	1
	220/230/240 V, 60 Hz CWB-1, -2, -3, -4, -S1, -S2, -S3	03.13.157.00	1
	220/230/240 V, 60 Hz CWB-5, -6, -S4	03.13.161.00	1
	220/230/240 V, 50 Hz CWB-1, -2, -3, -S1, -S2	03.13.157.00	1
	220/230/240 V, 50 Hz CWB-4, -S3	03.13.154.00	1
	220/230/240 V, 50 Hz CWB-5, -6, -S4	03.13.154.00	1
	7	Starter, Compressor	
120 V, 60 Hz CWB-1, -2, -3, -S1, -S2		03.13.135.00	1
120 V, 60 Hz CWB-4, -S3		03.13.139.00	1
120 V, 60 Hz CWB-5, -6, -S4		03.13.148.00	1
220/230/240 V, 60 Hz CWB-1, -2, -3, -4, -S1, -S2, -S3		03.13.158.00	1
220/230/240 V, 60 Hz CWB-5, -6, -S4		03.13.162.00	1
220/230/240 V, 50 Hz CWB-1, -2, -3, -S1, -S2		03.13.158.00	1
220/230/240 V, 50 Hz CWB-4, -S3		03.13.091.00	1
220/230/240 V, 50 Hz CWB-5, -6, -S4		03.13.091.00	1
8		Filter Drier	
	120 V, 50/60 Hz CWB-1, -2, -3, -4, -5, -6, -S1, -S2, -S3, -S4 (1/4" I.D. SWT Connection)	03.13.003.00	1
	120 V, 60 Hz CWB-5, -6, -S4 (3/8" I.D. SWT Connection)	03.13.142.00	1
	220/230/240 V, 50/60 Hz CWB-1, -2, -3, -4, -5, -6, -S1, -S2, -S3, -S4 (1/4" I.D. SWT Connection)	03.13.003.00	1
9	Sight Glass		
	120 V, 60 Hz CWB-1, -2, -3, -4, -5, -6, -S1, -S2, -S3, -S4 (1/4" I.D. SWT Connection)	03.13.002.00	1
	120 V, 60 Hz CWB-5, -6, -S4 (3/8" I.D. SWT Connection)	03.13.141.00	1
	220/230/240 V, 50/60 Hz All Models	03.13.002.00	1

Item	Description	Part No.	Qty.	
10	External Protector			
	120 V, 60 Hz CWB-1, -2, -3, -S1, -S2	03.13.136.00	1	
	120 V, 60 Hz CWB-4, -S3	03.13.140.00	1	
	220/230/240 V, 60 Hz CWB-1, -2, -3, -4, -S1, -S2, -S3	03.13.159.00	1	
	220/230/240 V, 60 Hz CWB-5, -6, -S4	03.13.164.00	1	
	220/230/240 V, 50 Hz CWB-1, -2, -3, -S1, -S2	03.13.159.00	1	
	220/230/240 V, 50 Hz CWB-4, -S3	03.13.155.00	1	
	220/230/240 V, 50 Hz CWB-5, -6, -S4	03.13.155.00	1	
	11	Compressor		
		120 V, 60 Hz CWB-1, -2, -3, -S1, -S2	03.13.133.00	1
120 V, 60 Hz CWB-4, -S3		03.13.137.00	1	
120 V, 60 Hz CWB-5, -6, -S4		03.13.146.00	1	
220/230/240 V, 60 Hz CWB-1, -2, -3, -4, -S1, -S2, -S3		03.13.156.00	1	
220/230/240 V, 60 Hz CWB-5, -6, -S4		03.13.160.00	1	
220/230/240 V, 50 Hz CWB-1, -2, -3, -S1, -S2		03.13.156.00	1	
220/230/240 V, 50 Hz CWB-4, -S3		03.13.153.00	1	
220/230/240 V, 50 Hz CWB-5, -6, -S4		03.13.153.00	1	
12		Pressure Control	03.13.108.00	1
13	Valve, Service			
	120 V, 60 Hz CWB-1, -2, -3, -4, -S1, -S2, -S3	03.13.012.00	2	
	120 V, 60 Hz (3/8" I.D. SWT Inlet) CWB-5, -6, -S4	03.13.012.00	2	
	120 V, 60 Hz (1/2" I.D. SWT Inlet) CWB-5, -6, -S4	03.13.145.00	2	
	220/230/240 V, 50/60 Hz All Models	03.13.012.00	2	
14	Accumulator (Receiver) †	03.13.075.00	1	
15	Run Capacitor (not shown)			
	120 V, 60 Hz CWB-5, -6, -S4	03.13.149.00	1	
	220/230/240 V, 60 Hz CWB-5, -6, -S4	03.13.163.00	1	
16	Cap and Relay Assembly (not shown)			
	120 V, 60 Hz CWB-5, -6, -S4	03.13.150.00	1	

† The attached service valve on the accumulator is not replaceable. If the valve malfunctions, the entire Accumulator must be replaced.

# Condensing Unit with R-404A Refrigerant Emerson/Copeland Model M6 (CWB, CWBS, and CWBR Models)



Item	Description	Part No.	Qty.
1	Fan Motor, Condensing Unit		
	120 V, 60 Hz	03.13.071.00	1
	220/230/240 V, 60 Hz CWB-1, -2, -3, -4, -S1, -S2, -S3	03.13.093.00	1
	220/230/240 V, 60 Hz CWB-5, -6, -S4	03.13.096.00	1
	220/230/240 V, 50 Hz CWB-1, -2, -3, -S1, -S2	03.13.093.00	1
	220/230/240 V, 50 Hz CWB-4, -S3	03.13.100.00	1
	220/230/240 V, 50 Hz CWB-5, -6, -S4	03.13.093.00	1
2	Fan Guard, Condensing Unit		
	120 V, 60 Hz	03.13.074.00	1
	220/230/240 V, 60 Hz CWB-1, -2, -3, -4, -S1, -S2, -S3	03.13.074.00	1
	220/230/240 V, 60 Hz CWB-5, -6, -S4	03.13.098.00	1
	220/230/240 V, 50 Hz CWB-1, -2, -3, -S1, -S2	03.13.074.00	1
	220/230/240 V, 50 Hz CWB-4, -S3	03.13.103.00	1
	220/230/240 V, 50 Hz CWB-5, -6, -S4	03.13.074.00	1

Item	Description	Part No.	Qty.
3	Fan Blade, Condensing Unit		
	120 V, 60 Hz	03.13.005.00	1
	220/230/240 V, 60 Hz CWB-1, -2, -3, -4, -S1, -S2, -S3	03.13.005.00	1
	220/230/240 V, 60 Hz CWB-5, -6, -S4	03.13.022.00	1
	220/230/240 V, 50 Hz CWB-1, -2, -3, -S1, -S2	03.13.005.00	1
	220/230/240 V, 50 Hz CWB-4, -S3	03.13.101.00	1
	220/230/240 V, 50 Hz CWB-5, -6, -S4	03.13.005.00	1
4	Air Condenser, Condensing Unit		
	120 V, 60 Hz CWB-4, -S3	03.13.078.00	1
	220/230/240 V, 60 Hz CWB-1, -2, -3, -4, -S1, -S2, -S3	03.13.078.00	1
	220/230/240 V, 60 Hz CWB-5, -6, -S4	03.13.077.00	1
	220/230/240 V, 50 Hz CWB-1, -2, -3, -S1, -S2	03.13.078.00	1
	220/230/240 V, 50 Hz CWB-4, -S3	03.13.102.00	1
	220/230/240 V, 50 Hz CWB-5, -6, -S4	03.13.078.00	1

NOTE: The last four digits in a ten digit numerical serial number are the manufacturing date code: 962506**2404**

Year 2024  
Week Four

Item	Description	Part No.	Qty.
5	Condenser Shroud, Condensing Unit 120 V, 60 Hz CWB-4, -S3	03.13.152.00	1
	220/230/240 V, 60 Hz CWB-1, -2, -3, -4, -S1, -S2, -S3	03.13.029.00	1
	220/230/240 V, 60 Hz CWB-5, -6, -S4	03.13.026.00	1
	220/230/240 V, 50 Hz CWB-1, -2, -3, -S1, -S2	03.13.029.00	1
	220/230/240 V, 50 Hz CWB-4, -S3	03.13.031.00	1
	220/230/240 V, 50 Hz CWB-5, -6, -S4	03.13.029.00	1
	6	Relay, Compressor 120 V, 60 Hz CWB-4, -S3	03.13.076.00
220/230/240 V, 60 Hz CWB-1, -2, -3, -4, -S1, -S2, -S3		03.13.107.00	1
220/230/240 V, 60 Hz CWB-5, -6, -S4		03.13.087.00	1
220/230/240 V, 50 Hz CWB-1, -2, -3, -S1, -S2		03.13.045.00	1
220/230/240 V, 50 Hz CWB-4, -S3		03.13.104.00	1
220/230/240 V, 50 Hz CWB-5, -6, -S4		03.13.090.00	1
7		Starter, Compressor 120 V, 60 Hz CWB-4, -S3	03.13.020.00
	220/230/240 V, 60 Hz CWB-1, -2, -3, -4, -S1, -S2, -S3	03.13.105.00	1
	220/230/240 V, 60 Hz CWB-5, -6, -S4	03.13.091.00	1
	220/230/240 V, 50 Hz CWB-1, -2, -3, -S1, -S2	03.13.046.00	1
	220/230/240 V, 50 Hz CWB-4, -S3	03.13.105.00	1
	220/230/240 V, 50 Hz CWB-5, -6, -S4	03.13.091.00	1
	8	External Protector 120 V, 60 Hz CWB-4, -S3	03.13.128.00
220/230/240 V, 60 Hz CWB-1, -2, -3, -4, -S1, -S2, -S3		03.13.123.00	1
220/230/240 V, 60 Hz CWB-5, -6, -S4		03.13.125.00	1
220/230/240 V, 50 Hz CWB-1, -2, -3, -S1, -S2		03.13.130.00	1
220/230/240 V, 50 Hz CWB-4, -S3		03.13.131.00	1
220/230/240 V, 50 Hz CWB-5, -6, -S4		03.13.127.00	1
9		Filter Drier	03.13.003.00
10	Sight Glass	03.13.002.00	1

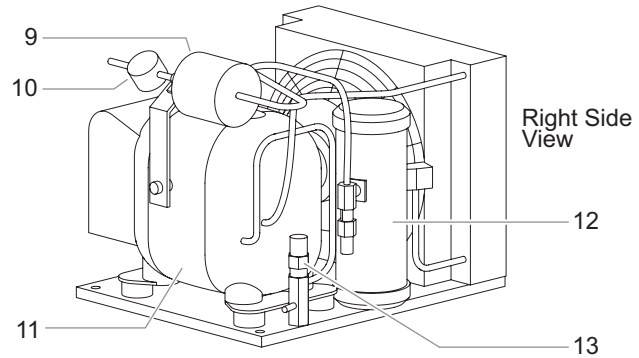
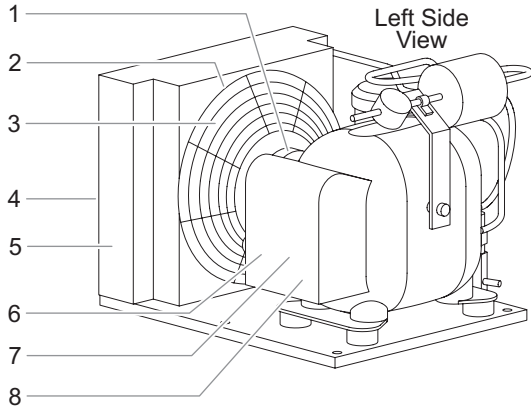
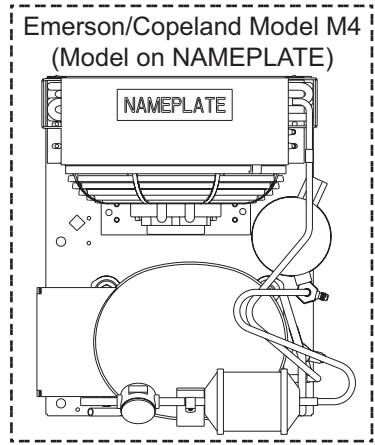
The shaded areas contain part information for **International models only.**

Item	Description	Part No.	Qty.
11	Compressor 120 V, 60 Hz CWB-4, -S3	03.13.018.00	1
	220/230/240 V, 60 Hz CWB-1, -2, -3, -4, -S1, -S2, -S3	03.13.106.00	1
	220/230/240 V, 60 Hz CWB-5, -6, -S4	03.13.097.00	1
	220/230/240 V, 50 Hz CWB-1, -2, -3, -S1, -S2	03.13.099.00	1
	220/230/240 V, 50 Hz CWB-4, -S3	03.13.085.00	1
	220/230/240 V, 50 Hz CWB-5, -6, -S4	03.13.089.00	1
	12	Valve, Service	03.13.012.00
13	Accumulator (Receiver) †	03.13.075.00	1

† The attached service valve on the accumulator is not replaceable. If the valve malfunctions, the entire Accumulator must be replaced.

# Condensing Unit with R-404A Refrigerant

## Emerson/Copeland Model M4 (CWB, CWBS, and CWBR Models)



Item	Description	Part No.	Qty.	
1	Fan Motor, Condensing Unit			
	120 V, 60 Hz CWB-1, -2, -3, -S1, -S2	03.13.071.00	1	
	120 V, 60 Hz CWB-4, -S3	03.13.004.00	1	
	120 V, 60 Hz CWB-5, -6, -S4	03.13.021.00	1	
	220/230/240 V, 60 Hz CWB-1, -2, -3, -4, -S1, -S2, -S3	03.13.093.00	1	
	220/230/240 V, 60 Hz CWB-5, -6, -S4	03.13.096.00	1	
	220/230/240 V, 50 Hz CWB-1, -2, -3, -4, -S1, -S2, -S3	03.13.043.00	1	
	220/230/240 V, 50 Hz CWB-5, -6, -S4	03.13.088.00	1	
	2	Fan Guard, Condensing Unit		
		120 V, 60 Hz CWB-1, -2, -3, -4, -S1, -S2, -S3	03.13.074.00	1
120 V, 60 Hz CWB-5, -6, -S4		03.13.098.00	1	
220/230/240 V, 60 Hz CWB-1, -2, -3, -4, -S1, -S2, -S3		03.13.074.00	1	
220/230/240 V, 60 Hz CWB-5, -6, -S4		03.13.098.00	1	
220/230/240 V, 50 Hz CWB-1, -2, -3, -4, -S1, -S2, -S3		03.13.074.00	1	
220/230/240 V, 50 Hz CWB-5, -6, -S4		03.13.098.00	1	

Item	Description	Part No.	Qty.	
3	Fan Blade, Condensing Unit			
	120 V, 60 Hz CWB-1, -2, -3, -4, -S1, -S2, -S3	03.13.005.00	1	
	120 V, 60 Hz CWB-5, -6, -S4	03.13.022.00	1	
	220/230/240 V, 60 Hz CWB-1, -2, -3, -4, -S1, -S2, -S3	03.13.005.00	1	
	220/230/240 V, 60 Hz CWB-5, -6, -S4	03.13.022.00	1	
	220/230/240 V, 50 Hz CWB-1, -2, -3, -S1, -S2	03.13.005.00	1	
	220/230/240 V, 50 Hz CWB-4, -S3	03.13.082.00	1	
	220/230/240 V, 50 Hz CWB-5, -6, -S4	03.13.022.00	1	
	4	Air Condenser, Condensing Unit		
		120 V, 60 Hz CWB-1, -2, -3, -S1, -S2	03.13.006.00	1
120 V, 60 Hz CWB-4, -S3		03.13.017.00	1	
120 V, 60 Hz CWB-5, -6, -S4		03.13.023.00	1	
220/230/240 V, 60 Hz CWB-1, -2, -3, -4, -S1, -S2, -S3		03.13.017.00	1	
220/230/240 V, 60 Hz CWB-5, -6, -S4		03.13.023.00	1	
220/230/240 V, 50 Hz CWB-1, -2, -3, -S1, -S2		03.13.017.00	1	
220/230/240 V, 50 Hz CWB-4, -S3		03.13.083.00	1	
220/230/240 V, 50 Hz CWB-5, -6, -S4		03.13.023.00	1	

Item	Description	Part No.	Qty.	
5	Condenser Shroud, Condensing Unit			
	120 V, 60 Hz CWB-1, -2, -3, -4, -S1, -S2, -S3	03.13.029.00	1	
	120 V, 60 Hz CWB-5, -6, -S4	03.13.026.00	1	
	220/230/240 V, 60 Hz CWB-1, -2, -3, -4, -S1, -S2, -S3	03.13.152.00	1	
	220/230/240 V, 60 Hz CWB-5, -6, -S4	03.13.031.00	1	
	220/230/240 V, 50 Hz CWB-1, -2, -3, -S1, -S2	03.13.029.00	1	
	220/230/240 V, 50 Hz CWB-4, -S3	03.13.084.00	1	
	220/230/240 V, 50 Hz CWB-5, -6, -S4	03.13.026.00	1	
	6	Relay, Compressor		
		120 V, 60 Hz CWB-1, -2, -3, -S1, -S2	03.13.072.00	1
120 V, 60 Hz, CWB-4, -S3		03.13.019.00	1	
120 V, 60 Hz, CWB-5, -6, -S4		03.13.027.00	1	
220/230/240 V, 60 Hz CWB-1, -2, -3, -4, -S1, -S2, -S3		03.13.095.00	1	
220/230/240 V, 60 Hz CWB-5, -6, -S4		03.13.087.00	1	
220/230/240 V, 50 Hz CWB-1, -2, -3, -S1, -S2		03.13.045.00	1	
220/230/240 V, 50 Hz CWB-4, -S3		03.13.087.00	1	
220/230/240 V, 50 Hz CWB-5, -6, -S4		03.13.090.00	1	
7		Starter, Compressor		
	120 V, 60 Hz CWB-1, -2, -3, -S1, -S2	03.13.020.00	1	
	120 V, 60 Hz, CWB-4, -S3	03.13.020.00	1	
	120 V, 60 Hz, CWB-5, -6, -S4	03.13.028.00	1	
	220/230/240 V, 60 Hz CWB-1, -2, -3, -4, -5, -6, CWB-S1, -S2, -S3, -S4	03.13.091.00	1	
	220/230/240 V, 50 Hz CWB-1, -2, -3, -S1, -S2	03.13.046.00	1	
	220/230/240 V, 50 Hz CWB-4, -S3	03.13.046.00	1	
	220/230/240 V, 50 Hz CWB-5, -6, -S4	03.13.091.00	1	
	8	External Protector		
		120 V, 60 Hz CWB-1, -2, -3, -S1, -S2	03.13.120.00	1
120 V, 60 Hz, CWB-4, -S3		03.13.121.00	1	
120 V, 60 Hz, CWB-5, -6, -S4		03.13.122.00	1	
220/230/240 V, 60 Hz CWB-1, -2, -3, -4, -S1, -S2, -S3		03.13.124.00	1	
220/230/240 V, 60 Hz CWB-5, -6, -S4		03.13.125.00	1	
220/230/240 V, 50 Hz CWB-1, -2, -3, -S1, -S2		03.13.123.00	1	
220/230/240 V, 50 Hz CWB-4, -S3		03.13.126.00	1	
220/230/240 V, 50 Hz CWB-5, -6, -S4		03.13.127.00	1	

Item	Description	Part No.	Qty.	
9	Filter Drier			
	120 V, 60 Hz	03.13.003.00	1	
	220/230/240 V, 50 Hz	03.13.003.00	1	
	220/230/240 V, 60 Hz	03.13.092.00	1	
10	Sight Glass	03.13.002.00	1	
11	Compressor			
	120 V, 60 Hz CWB-1, -2, -3, -S1, -S2	03.13.013.00	1	
	120 V, 60 Hz CWB-4, -S3	03.13.018.00	1	
	120 V, 60 Hz CWB-5, -6, -S4	03.13.025.00	1	
	220/230/240 V, 60 Hz CWB-1, -2, -3, -4, -S1, -S2, -S3	03.13.094.00	1	
	220/230/240 V, 60 Hz CWB-5, -6, -S4	03.13.097.00	1	
	220/230/240 V, 50 Hz CWB-1, -2, -3, -S1, -S2	03.13.044.00	1	
	220/230/240 V, 50 Hz CWB-4, -S3	03.13.085.00	1	
	220/230/240 V, 50 Hz CWB-5, -6, -S4	03.13.089.00	1	
	12	Accumulator (Receiver—includes attached service valve) †		
120 V, 60 Hz CWB-1, -2, -3, -4, -S1, -S2, -S3		03.13.010.00	1	
120 V, 60 Hz CWB-5, -6, -S4		03.13.024.00	1	
220/230/240 V, 60 Hz CWB-1, -2, -3, -4, -S1, -S2, -S3		03.13.010.00	1	
220/230/240 V, 60 Hz CWB-5, -6, -S4		03.13.024.00	1	
220/230/240 V, 50 Hz CWB-1, -2, -3, -S1, -S2		03.13.010.00	1	
220/230/240 V, 50 Hz CWB-4, -S3		03.13.010.00	1	
220/230/240 V, 50 Hz CWB-5, -6, -S4		03.13.024.00	1	
13		Valve, Service	03.13.012.00	1

The shaded areas contain part information for **International models only**.

† The attached service valve on the accumulator is not replaceable. If the valve malfunctions, the entire Accumulator must be replaced.





# AUTHORIZED PARTS DISTRIBUTORS • DISTRIBUTEURS DE PIÈCES AUTORISÉS

## ALABAMA

Jones McLeod Appl. Svc.  
Birmingham 205-251-0159

## ARIZONA

Tech 24  
Phoenix 602-234-2443

Byassee Equipment Co.  
Phoenix 602-252-0402

## CALIFORNIA

Industrial Electric  
Commercial Parts & Service, Inc.  
Huntington Beach 714-379-7100

Chapman Appl. Service  
San Diego 619-298-7106

P & D Appliance  
Commercial Parts & Service, Inc.  
S. San Francisco 650-635-1900

## COLORADO

Hawkins Commercial Appliance  
Englewood 303-781-5548

## FLORIDA

Whaley Foodservice Repair  
Jacksonville 904-725-7800

Whaley Foodservice Repair  
Orlando 407-757-0851

B.G.S.I./Heritage  
Pompano Beach 954-971-0456

Comm. Appliance Service  
Tampa 813-663-0313

## GEORGIA

Heritage Service Group  
Norcross 866-388-9837

## HAWAII

Burney's Comm. Service, Inc.  
Honolulu 808-848-1466

Food Equip Parts & Service  
Honolulu 808-847-4871

## ILLINOIS

Parts Town  
Addison 708-865-7278

Eichenauer Elec. Service  
Decatur 217-429-4229

Midwest Elec. Appl. Service  
Elmhurst 630-279-8000

Cone's Repair Service  
Moline 309-797-5323

## IOWA

Goodwin Tucker Group  
Des Moines 515-262-9308

## KENTUCKY

Tech 24  
Lexington 859-254-8854

Tech 24  
Louisville 502-451-5411

## LOUISIANA

Chandlers Parts & Service  
Baton Rouge 225-272-6620

## MARYLAND

Electric Motor Service  
Baltimore 410-467-8080

## MASSACHUSETTS

Ace Service Co., Inc.  
Needham 781-449-4220

## MICHIGAN

Bildons Appliance Service  
Detroit 248-478-3320

Commercial Kitchen Service  
Bay City 989-893-4561

Midwest Food Equip. Service  
Grandville 616-261-2000

## MISSOURI

General Parts  
Kansas City 816-421-5400

Commercial Kitchen Services  
St. Louis 314-890-0700

Kaemmerlen Parts & Service  
St. Louis 314-535-2222

## NEBRASKA

Anderson Electric  
Omaha 402-341-1414

## NEVADA

Burney's Commercial  
Las Vegas 702-736-0006

Hi. Tech Commercial Service  
N. Las Vegas 702-649-4616

## NEW JERSEY

Jay Hill Repair  
Fairfield 973-575-9145

Service Plus  
Flanders 973-691-6300

## NEW YORK

Alpro Service Co.  
Maspeth 718-386-2515

Duffy's - AIS  
Buffalo 716-884-7425

3Wire  
Plattsburgh 800-634-5005

Duffy's - AIS  
Sauquoit 800-836-1014

J.B. Brady, Inc.  
Syracuse 315-422-9271

## NORTH CAROLINA

Authorized Appliance  
Charlotte 704-377-4501

## OHIO

Akron/Canton Comm. Svc. Inc.  
Akron 330-753-6634

Tech 24  
Cincinnati 513-772-6600

Commercial Parts and Service  
Columbus 614-221-0057

Electrical Appl. Repair Service  
Brooklyn Heights 216-459-8700

E. A. Wichman Co.  
Toledo 419-385-9121

## OKLAHOMA

Hagar Rest. Service, Inc.  
Oklahoma City 405-235-2184

## OREGON

General Parts Group  
Portland 503-624-0890

## PENNSYLVANIA

Elmer Schultz Services  
Philadelphia 215-627-5401

FAST Comm. Appl. Service  
Philadelphia 215-288-4800

AIS Commercial Parts and Service  
Pittsburgh 412-809-0244

K & D Service Co.  
Harrisburg 717-236-9039

Electric Repair Co.  
Reading 610-376-5444

## RHODE ISLAND

Marshall Electric Co.  
Providence 401-331-1163

## SOUTH CAROLINA

Whaley Foodservice Repair  
Lexington 803-996-9900

## TENNESSEE

Camp Electric  
Memphis 901-527-7543

## TEXAS

Armstrong Repair Service  
Houston 713-666-7100

Cooking Equipment Specialist  
Mesquite 972-686-6666

Commercial Kitchen Repair Co.  
San Antonio 210-735-2811

## UTAH

La Monica's Rest. Equip. Service  
Murray 801-263-3221

## VIRGINIA

Daubers  
Norfolk 757-855-4097

Daubers  
Springfield 703-866-3600

## WASHINGTON

3Wire  
Seattle 800-207-3146

## WISCONSIN

A.S.C., Inc.  
Madison 608-246-3160

A.S.C., Inc.  
Milwaukee 414-543-6460

## CANADA

### ALBERTA

Key Food Equipment Service  
Edmonton 780-438-1690

### BRITISH COLUMBIA

Key Food Equipment Service  
Vancouver 604-433-4484

Key Food Equipment Service  
Victoria 250-920-4888

### MANITOBA

Air Rite, Inc.  
Winnipeg 204-895-2300

### NEW BRUNSWICK

EMR Services, Ltd.  
Moncton 506-855-4228

### ONTARIO

R.G. Henderson Ltd.  
Toronto 416-422-5580

Choquette - CKS, Inc.  
Ottawa 613-739-8458

### QUÉBEC

Choquette - CKS, Inc.  
Montreal 514-722-2000

Choquette - CKS, Inc.  
Québec City 418-681-3944

## UNITED KINGDOM

Marren Group  
Northants +44(0)1933 665313

**HATCO CORPORATION**

P.O. Box 340500

Milwaukee, WI 53234-0500 U.S.A.

414-671-6350

partsandservice@hatcocorp.com

www.hatcocorp.com



24 Hour 7 Day Parts and Service  
Assistance available in the United States  
and Canada by calling 414-671-6350.