



Project _____

Item # _____

Quantity _____


Heated Base Glass Shelves

Models: HBG-2418, -3018, -3618, -4818, -6018, -7218

Hatco Heated Base Glass Shelves have a heated ceramic glass top that creates uniform heat across the entire surface, and are made of approved foodsafe material. Ideal for use on pass-through areas, buffet lines, and as hors d'oeuvre displays.

Standard features

- Made of approved foodsafe material allowing placement of food product directly on the glass surface
- Thermostatically-controlled ceramic glass surface heated base
- Lighted On/Off rocker switch
- All units are equipped with an attractive trim mounting ring available in stainless steel (standard) *Designer* Black or White
- Portable models come with a 1829 mm (6') cord and plug
- Portable models offer an optional angled food stop which keeps product on the heat zone
- Portable models' surface temperature ranges from 100° to 195°F (38° to 90° C)



Options (available at time of purchase only)

Ceramic Glass Color – Black Standard – Non-standard colors are non-returnable
 White

Angled Food Stop

Designer Black White

24" (610 mm)

30" (672 mm)

36" (914 mm)

48" (1219 mm)

60" (1524 mm)

72" (1829 mm)

Trim Ring color - Stainless Steel Standard – Non-standard colors are non-returnable

Designer Black White

Frame (base) color - Designer Black Standard – Non-standard colors are non-returnable

White

IFS anti-microbial coatings use naturally-occurring, environmentally sustainable, silver ions to help inhibit the growth of microbes on the powder coated surface. See www.hatcocorp.com/antimicrobial-paint for more information.

For operation, location and safety information, please refer to the Installation and Operating Manual.



Specific models as marked



HATCO CORPORATION

P.O. Box 340500 Milwaukee, WI 53234-0500 U.S.A. | (414) 671-6350



www.hatcocorp.com

support@hatcocorp.com

[Find a Hatco Rep](#)

[Image Library](#)

[Document Library](#)

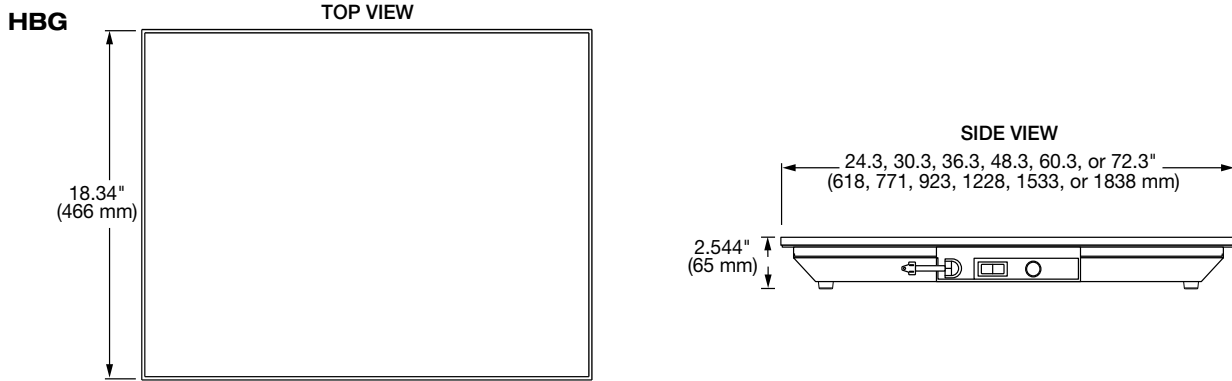
[Patents](#)

[Chat](#)



Heated Base Glass Shelves

Models: HBG-2418, -3018, -3618, -4818, -6018, -7218



SPECIFICATIONS Heated Base Glass Shelves

The shaded areas contain electrical information for International models

Model	Dimensions (Width x Depth x Height [▲])	Voltage	Watts	Amps	Plug	Approx. Ship Weight
HBG-2418	24.3" x 18.3" x 2.544" (618 x 466 x 65 mm)	100	425	4.3	NEMA 5-15P	29 lbs. (14 kg)
		120	425	3.5	NEMA 5-15P	
		220 [↯]	420	1.9	BS-1363	
		220-230 (CE)	420-459	1.9-2.0	CEE 7/7 Schuko	
		230-240 (CE)	459-500	2.0-2.1	BS-1363 or AS 3112 [†]	
HBG-3018	30.3" x 18.3" x 2.544" (771 x 466 x 65 mm)	100	525	5.3	NEMA 5-15P	33 lbs. (15 kg)
		120	525	4.4	NEMA 5-15P	
		220 [↯]	525	2.4	BS-1363	
		220-230 (CE)	525-574	2.4-2.5	CEE 7/7 Schuko	
		230-240 (CE)	574-625	2.5-2.6	BS-1363 or AS 3112 [†]	
HBG-3618 [‡]	36.3" x 18.3" x 6.15" (923 x 466 x 156 mm)	100	630	6.3	NEMA 5-15P	36 lbs. (17 kg)
		120	630	5.3	NEMA 5-15P	
		220 [↯]	630	2.9	BS-1363	
		220-230 (CE)	630-689	2.9-3.0	CEE 7/7 Schuko	
		230-240 (CE)	689-750	3.0-3.1	BS-1363 or AS 3112 [†]	
HBG-4818 ^{‡ ≈}	48.3" x 18.3" x 6.15" (1228 x 466 x 156 mm)	100	850	8.5	NEMA 5-15P	42 lbs. (19 kg)
		120	850	7.1	NEMA 5-15P	
		220 [↯]	840	3.8	BS-1363	
		220-230 (CE)	840-918	3.8-4.0	CEE 7/7 Schuko	
		230-240 (CE)	918-1000	4.0-4.2	BS-1363 or AS 3112 [†]	
HBG-6018 ^{‡ ≈}	60.3" x 18.3" x 6.15" (1533 x 466 x 156 mm)	100	1050	10.5	NEMA 5-15P	60 lbs. (28 kg)
		120	1050	8.8	NEMA 5-15P	
		220 [↯]	1050	4.8	BS-1363	
		220-230 (CE)	1050-1148	4.8-5.0	CEE 7/7 Schuko	
		230-240 (CE)	1148-1250	5.0-5.2	BS-1363 or AS 3112 [†]	
HBG-7218 ^{‡ ≈}	72.3" x 18.3" x 6.15" (1838 x 466 x 156 mm)	100	1260	12.6	NEMA 5-15P	68 lbs. (31 kg)
		120	1260	10.5	NEMA 5-15P	
		220 [↯]	1260	5.7	BS-1363	
		220-230 (CE)	1260-1378	5.7-6.0	CEE 7/7 Schuko	
		230-240 (CE)	1378-1500	6.0-6.3	BS-1363 or AS 3112 [†]	

[▲] For Angled Food Stop option, add 0.5" (13 mm) to the Width, Depth and Height dimensions.

[†] AS3112 plug is for use in Australia only.

[‡] Height includes standard 4" legs.

[≈] Units 48" (1219 mm) and larger are constructed of two equal size pieces of glass which create a seam.

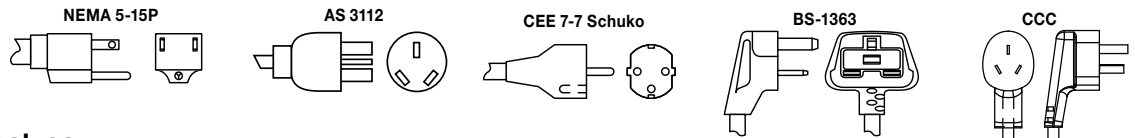
[↯] 60 Hz

CORD LOCATION

Center of side with switch.

PLUG CONFIGURATIONS

Please refer to electrical specifications shown in charts.



PRODUCT SPECS

Heated Base Glass Shelves

The Heated Base Glass Shelf shall be a Hatco model ... as manufactured by the Hatco Corporation, Milwaukee, WI 53234 U.S.A.

The Heated Base Glass Shelf shall be rated at ... watts, volts, and ... inches (millimeters) in overall width. It shall consist of a food-safe material, thermostatically-

controlled heated base, and a 6' (1829 mm) cord with plug attached. Options shall include White Ceramic Glass and following options (available in *Designer* Black or White): Angled Food Stop, Trim Ring and Frame. All *Designer* colors are anti-microbial. Warranty consists of 24/7 parts and service assistance (U.S. and Canada only).

HATCO CORPORATION | P.O. Box 340500 Milwaukee, WI 53234-0500 U.S.A. | (414) 671-6350



www.hatcocorp.com | support@hatcocorp.com | [Find a Hatco Rep](#) | [Image Library](#) | [Document Library](#) | [Patents](#) | [Chat](#)