



Project _____
 Item # _____
 Quantity _____

Heated Black Glass Shelves

Portables: HBG-2418, -3018, -3618, -4818, -6018, -7218

Built-Ins: HBGB-2418, -3018, -3618, -4818, -6018, -7218

HBGBH-2418, -3018, -3618, -4818, -6018, -7218


(HBGBH is an international model only)

Hatco Heated Black Glass Shelves have a heated ceramic glass top that creates uniform heat across the entire surface, and are made of approved foodsafe material. Ideal for use on pass-through areas, buffet lines, and as hors d'oeuvre displays.

Standard features

- Made of approved foodsafe material allowing placement of food product directly on the glass surface
- Thermostatically-controlled ceramic glass surface heated base
- Lighted On/Off rocker switch
- All units are equipped with an attractive trim mounting ring available in stainless steel (standard) or Designer Black.
- Portable models come with a 1829 mm (6') cord and plug
- Portable models offer an optional angled food stop which keeps product on the heat zone
- Portable models' surface temperature ranges from 100° to 195°F (38° to 90° C)
- Built-In Standard and High Watt models are recommended for use in metallic counters – for other surfaces, verify that the material is suitable for temperatures
 - Up to 200°F (93°C) for Standard Built-In*
 - Up to 257°F (125°C) for High Watt Built-In*
- Built-in Standard and High Watt models include control box with 3' (915 mm) conduit and 6' (1829 mm) cord and plug

* Hatco is not responsible for counter damage caused by heat from the warmer.



Options (available at time of purchase only)

Portable models (HBG)

Angled Food Stop

- 24" (610 mm) 30" (672 mm) 36" (914 mm)
 48" (1219 mm) 60" (1524 mm) 72" (1829 mm)

- Designer Black Powdercoated Trim Ring - Stainless Steel is standard color (Non-standard colors are non-returnable)

Built-In models

- Designer Black color for Flush Mount Control Bezel Box - Stainless Steel is standard color (Non-standard colors are non-returnable)
- Designer Black Powdercoated Trim Ring - Stainless Steel is standard color (Non-standard colors are non-returnable)
- Unit without Trim Ring (HBGBH models only)
- Flush Mount Electronic Control Box with Lighted Power Switch – CE not available (HBGB models only)
- Flush Mount Thermostatic Control Box with Lighted Power Switch (HBGB models only)
- 36" (915 mm) conduit in lieu of standard 72" (1829 mm) used with Flush Mount Electronic Control Box (HBGBH models only)
- 72" (1829 mm) conduit in lieu of standard 36" (915 mm) used with Flush Mount Electronic Control Box (HBGB models only)
- 120" (3050 mm) conduit used with Flush Mount Electronic Control Box (in lieu of standard 36" (915 mm) for HBGB and 72" (1829 mm) for HBGBH)
- Built-In Heated Black Glass Shelf with Recessed Top (HBGB models only)



ANSI/NSF 4

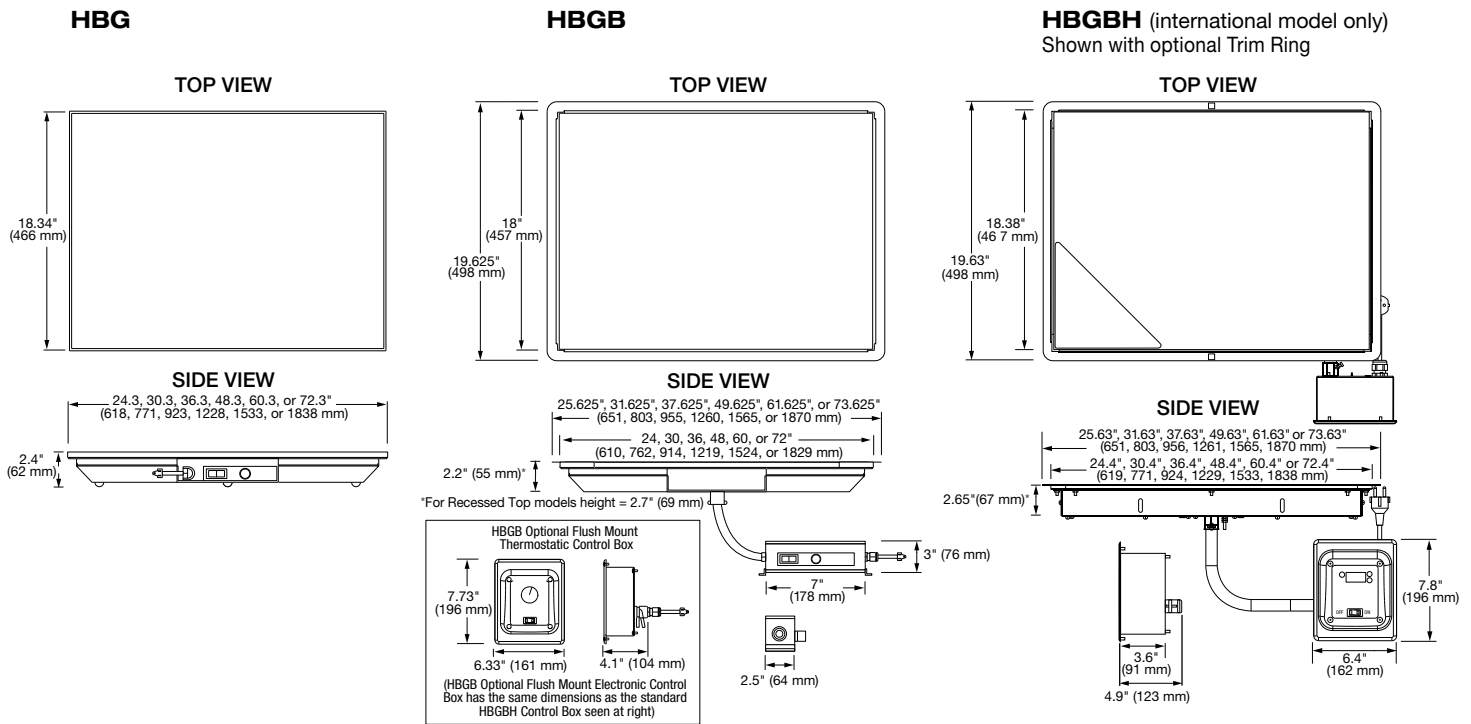
HATCO CORPORATION | P.O. Box 340500 Milwaukee, WI 53234-0500 U.S.A.

(800) 558-0607 | (414) 671-6350 | www.hatcocorp.com | equipsales@hatcocorp.com | intl@hatcocorp.com



Heated Black Glass Shelves

HBG-2418, -3018, -3618, -4818, -6018, -7218, HBGB-2418, -3018, -3618, -4818, -6018, -7218
 HBGBH-2418, -3018, -3618, -4818, -6018, -7218 (HBGBH is an international model only)



SPECIFICATIONS

Portable Rectangular Heated Black Glass Shelves

The shaded areas contain electrical information for International models

Model	Dimensions (Width x Depth x Height*)	Voltage	Watts	Amps	Plug	Ship Weight*
HBG-2418	24.3" x 18.3" x 2.4" (618 x 466 x 62 mm)	100	425	4.3	NEMA 5-15P	29 lbs. (14 kg)
		120	425	3.5	NEMA 5-15P	
		220-230 (CE)	420-459	1.9-2.0	CEE 7/7 Schuko	
		230-240 (CE)	459-500	2.0-2.1	BS-1363 or AS 3112 [■]	
HBG-3018	30.3" x 18.3" x 2.4" (771 x 466 x 62 mm)	100	525	5.3	NEMA 5-15P	33 lbs. (15 kg)
		120	525	4.4	NEMA 5-15P	
		220-230 (CE)	525-574	2.4-2.5	CEE 7/7 Schuko	
		230-240 (CE)	574-625	2.5-2.6	BS-1363 or AS 3112 [■]	
HBG-3618	36.3" x 18.3" x 2.4" (923 x 466 x 62 mm)	100	630	6.3	NEMA 5-15P	36 lbs. (17 kg)
		120	630	5.3	NEMA 5-15P	
		220-230 (CE)	630-689	2.9-3.0	CEE 7/7 Schuko	
		230-240 (CE)	689-750	3.0-3.1	BS-1363 or AS 3112 [■]	
HBG-4818[†]	48.3" x 18.3" x 6.125" (1228 x 466 x 156 mm)	100	850	8.5	NEMA 5-15P	42 lbs. (19 kg)
		120	850	7.1	NEMA 5-15P	
		220-230 (CE)	840-918	3.8-4.0	CEE 7/7 Schuko	
		230-240 (CE)	918-1000	4.0-4.2	BS-1363 or AS 3112 [■]	
HBG-6018[†]	60.3" x 18.3" x 6.125" (1533 x 466 x 156 mm)	100	1050	10.5	NEMA 5-15P	60 lbs. (28 kg)
		120	1050	8.8	NEMA 5-15P	
		220-230 (CE)	1050-1148	4.8-5.0	CEE 7/7 Schuko	
		230-240 (CE)	1148-1250	5.0-5.2	BS-1363 or AS 3112 [■]	
HBG-7218[†]	72.3" x 18.3" x 6.125" (1838 x 466 x 156 mm)	100	1260	12.6	NEMA 5-15P	68 lbs. (31 kg)
		120	1260	10.5	NEMA 5-15P	
		220-230 (CE)	1260-1378	5.7-6.0	CEE 7/7 Schuko	
		230-240 (CE)	1378-1500	6.0-6.3	BS-1363 or AS 3112 [■]	

- ▲ For Angled Food Stop option, add 0.5" (13 mm) to the Width, Depth and Height dimensions.
- * Shipping weight includes packaging.
- AS3112 plug is for use in Australia only.
- Height includes standard 4" legs.
- † Units 48" (1219 mm) and larger are constructed of two equal size pieces of glass which create a seam.

HATCO CORPORATION | P.O. Box 340500 Milwaukee, WI 53234-0500 U.S.A.

(800) 558-0607 | (414) 671-6350 | www.hatcocorp.com | equipmentsales@hatcocorp.com | intl@hatcocorp.com



Heated Black Glass Shelves

HBG-2418, -3018, -3618, -4818, -6018, -7218, HBGB-2418, -3018, -3618, -4818, -6018, -7218
 HBGBH-2418, -3018, -3618, -4818, -6018, -7218 (HBGBH is an international model only)

SPECIFICATIONS

Built-In Rectangular Heated Black Glass Shelves

The shaded areas contain electrical information for International models

STANDARD WATTAGE

Model ^	Dimensions (Width x Depth x Height)	Voltage	Watts	Amps	Plug	Ship Weight*
HBGB-2418	25.625" x 19.625" x 2.2" (651 x 498 x 55 mm)	100	425	4.3	NEMA 5-15P	32 lbs. (15 kg)
		120	425	3.5	NEMA 5-15P	
		220-230 (CE)	420-459	1.9-2.0	CEE 7/7 Schuko	
		230-240 (CE)	459-500	2.0-2.1	BS-1363 or AS 3112 ■	
HBGB-3018	31.625" x 19.625" x 2.2" (803 x 498 x 55 mm)	100	525	5.3	NEMA 5-15P	37 lbs. (17 kg)
		120	525	4.4	NEMA 5-15P	
		220-230 (CE)	525-574	2.4-2.5	CEE 7/7 Schuko	
		230-240 (CE)	574-625	2.5-2.6	BS-1363 or AS 3112 ■	
		220-230	1050-1147	4.8-5.0	CEE 7/7 Schuko	
230-240	1147-1249	5.0-5.2	BS-1363 or AS 3112 ■			
HBGB-3618	37.625" x 19.625" x 2.2" (955 x 498 x 55 mm)	100	630	6.3	NEMA 5-15P	40 lbs. (19 kg)
		120	630	5.3	NEMA 5-15P	
		220-230 (CE)	630-689	2.9-3.0	CEE 7/7 Schuko	
		230-240 (CE)	689-750	3.0-3.1	BS-1363 or AS 3112 ■	
HBGB-4818 ⁺	49.625" x 19.625" x 2.2" (1260 x 498 x 55 mm)	100	850	8.5	NEMA 5-15P	50 lbs. (23 kg)
		120	850	7.1	NEMA 5-15P	
		220-230 (CE)	840-918	3.8-4.0	CEE 7/7 Schuko	
		230-240 (CE)	918-1000	4.0-4.2	BS-1363 or AS 3112 ■	
HBGB-6018 ⁺	61.625" x 19.625" x 2.2" (1565 x 498 x 55 mm)	100	1050	10.5	NEMA 5-15P	63 lbs. (29 kg)
		120	1050	8.8	NEMA 5-15P	
		220-230 (CE)	1050-1148	4.8-5.0	CEE 7/7 Schuko	
		230-240 (CE)	1148-1250	5.0-5.2	BS-1363 or AS 3112 ■	
HBGB-7218 ⁺	73.625" x 19.625" x 2.2" (1870 x 498 x 55 mm)	100	1260	12.6	NEMA 5-15P	74 lbs. (34 kg)
		120	1260	10.5	NEMA 5-15P	
		220-230 (CE)	1260-1378	5.7-6.0	CEE 7/7 Schuko	
		230-240 (CE)	1378-1500	6.0-6.3	BS-1363 or AS 3112 ■	

HIGH WATTAGE - For International use only

The shaded areas contain electrical information for International models

Model *	Dimensions (Width x Depth x Height)	Voltage	Watts	Amps	Plug	Ship Weight*
HBGBH-2418	25.63" x 19.625" x 2.65" (651 x 498 x 67 mm)	230 (CE)	634	2.8	CEE 7/7 Schuko BS1363 or AS3112 ■	29 lbs. (14 kg)
HBGBH-3018	31.625" x 19.625" x 2.65" (803 x 498 x 67 mm)		809	3.5		33 lbs. (15 kg)
HBGBH-3618	37.63" x 19.625" x 2.65" (956 x 498 x 67 mm)		984	4.3		38 lbs. (18 kg)
HBGBH-4818 ⁺	49.63" x 19.625" x 2.65" (1261 x 498 x 67 mm)		1268	5.5		47 lbs. (22 kg)
HBGBH-6018 ⁺	61.63" x 19.625" x 2.65" (1565 x 498 x 67 mm)		1618	7.0		55 lbs. (25 kg)
HBGBH-7218 ⁺	73.63" x 19.625" x 2.65" (1870 x 498 x 67 mm)		1968	8.6		64 lbs. (29 kg)

^ Recommended for use in a metallic countertop. For other surfaces, verify material is suitable for temperatures up to 200°F (93°C).

* Shipping weight includes packaging.

■ AS3112 plug is for use in Australia only.

+ Units 48" (1219 mm) and larger are constructed of two equal size pieces of glass which create a seam.

* Recommended for use in a metallic countertop. For other surfaces, verify material is suitable for temperatures up to 257°F (125°C).

HATCO CORPORATION | P.O. Box 340500 Milwaukee, WI 53234-0500 U.S.A.

(800) 558-0607 | (414) 671-6350 | www.hatcocorp.com | equipsales@hatcocorp.com | intl@hatcocorp.com



Heated Black Glass Shelves

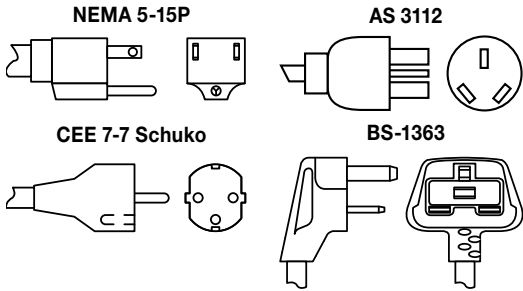
HBG-2418, -3018, -3618, -4818, -6018, -7218, HBGB-2418, -3018, -3618, -4818, -6018, -7218
 HBGBH-2418, -3018, -3618, -4818, -6018, -7218 (HBGBH is an international model only)

CORD LOCATION

HBG: Center of side with switch.
 HBGB and HBGBH: End of remote enclosure.

PLUG CONFIGURATIONS

Please refer to electrical specifications shown in charts.



Countertop Cutout Dimensions for Built-Ins

Model	Min. Width	Max. Width	Min. Depth	Max. Depth
HBGB, HBGBH-2418	625 mm (24.625")	632 mm (24.875")	473 mm (18.625")	18.875" (480 mm)
HBGB, HBGBH-3018	778 mm (30.625")	784 mm (30.875")	473 mm (18.625")	18.875" (480 mm)
HBGB, HBGBH-3618	930 mm (36.625")	937 mm (36.875")	473 mm (18.625")	18.875" (480 mm)
HBGB, HBGBH-4818	1235 mm (48.625")	1241 mm (48.875")	473 mm (18.625")	18.875" (480 mm)
HBGB, HBGBH-6018	1540 mm (60.625")	1546 mm (60.875")	473 mm (18.625")	18.875" (480 mm)
HBGB, HBGBH-7218	1845 mm (72.625")	1851 mm (72.875")	473 mm (18.625")	18.875" (480 mm)

Control Box Cutout Dimensions for Built-Ins

Model	Width	Height	Depth
HBGB standard	7.25" (238 mm)	3.25" (83 mm)	2.75" (70 mm)
HBGB-FLUSH-ITC	5.875" (149 mm)	6.375" (162 mm)	4.75" (121 mm)
HBGB-FLUSH-TSTAT	5.875" (149 mm)	6.375" (162 mm)	4" (102 mm)
HBGBH standard	5.875" (149 mm)	6.375" (162 mm)	4.75" (121 mm)

PRODUCT SPECS

Heated Black Glass Shelf

The Heated Black Glass Shelf shall be a Hatco Model ... as manufactured by the Hatco Corporation, Milwaukee, WI 53234 U.S.A.

The Heated Black Glass Shelf shall be rated at ... watts, volts, and ... inches

(millimeters) in overall width. It shall consist of food-safe material, thermostatically-controlled heated base, and a 6' (1829 mm) cord with plug attached or a remote box with 3' (914 mm) conduit (HBGB models only).

Warranty consists of 24/7 parts and service assistance (U.S. and Canada only).

HATCO CORPORATION | P.O. Box 340500 Milwaukee, WI 53234-0500 U.S.A.

(800) 558-0607 | (414) 671-6350 | www.hatcocorp.com | equipsales@hatcocorp.com | intlsales@hatcocorp.com