



There's only one #1™

Project _____

Item # _____

Quantity _____

Toast-Qwik® Electric Conveyor Toasters

Models: TQ-10, -400, -405, -400BA, -400H

The Hatco Toast-Qwik® is an economical conveyor toaster with fast, dependable and versatile toasting. These toasters utilize conveyor speed, not temperature to determine toasting color.

Standard features

- Hatco's ColorGuard sensing system assures toast uniformity. (excludes TQ-10)
- Optional power save mode with indicator light saves energy and money during slow periods
- Efficient design of front or rear discharge allows Toast-Qwik to be placed where it is most convenient – for sending product to operator side or customer/server
- BA models toast one side only and are for bagels and buns only, cut side up
- Opening height is 2" (51 mm) and for H models is 3" (76 mm)
- Insulation and an interior fan provide cool surface temperatures
- TQ-10 has a durable painted steel top and aluminized steel construction
- Toast storage area keeps bread warm and dry
- Permanently lubricated ball bearing motor and heating elements guaranteed against burnout and breakage for two years



Options (available at time of purchase only)

- Automatic Power Save Mode (TQ-400 Series only)

Accessories

- Additional extended feed guide (Add 3" [76 mm])
- Security Package



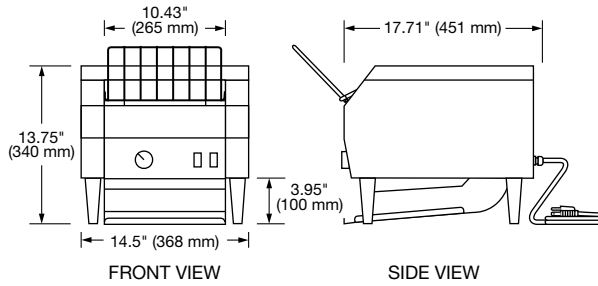
HATCO CORPORATION | P.O. Box 340500 Milwaukee, WI 53234-0500 U.S.A.
 (800) 558-0607 | (414) 671-6350 | www.hatcocorp.com | support@hatcocorp.com



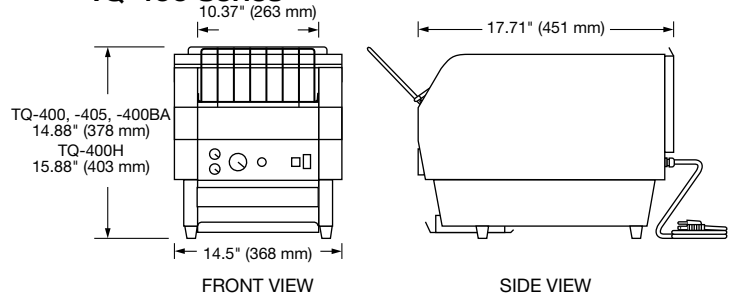
Toast Qwik® Electric Conveyor Toasters

Models: TQ-10, -400, -405, -400BA, -400H

TQ-10



TQ-400 Series



SPECIFICATIONS Toast Qwik Conveyor Toasters

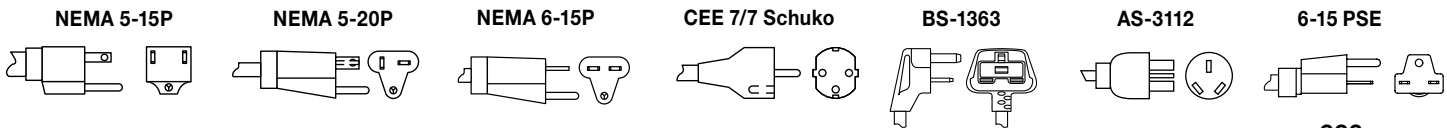
The shaded areas contain electrical information for international models

Model	Dimensions (Width x Depth x Height*)	Volts	Hertz	Phase	Watts	Amps	Plug	Ship Weight*
TQ-10	14.5" x 17.71" x 13.75" (368 x 451 x 340 mm)	120	60	Single	1800	15.0	NEMA 5-15P*	42 lbs. (19 kg)
		208			1830	8.8	NEMA 6-15P	
		240			2070	7.6	AS 3112	
		200	50/60	Single	1866-2048	8.5-8.9	CEE 7/7, BS-1363, or AS 3112	42 lbs. (19 kg)
		220-230 (CE)			2048-2221	8.9-9.3		
		230-240 (CE)						
TQ-400	14.5" x 17.71" x 14.88" (368 x 451 x 378 mm)	120	60	Single	1790	14.9	NEMA 5-15P*	46 lbs. (21 kg)
		208			2230	10.7	NEMA 6-15P	
		240			2064	9.3		
		200	50/60	Single	1860-2030	8.5-8.8	6-15 PSE CEE 7/7, BS-1363, AS 3112, or CCC	46 lbs. (21 kg)
		220-230 (CE)			2030-2210	8.8-9.2		
		230-240 (CE)						
TQ-405	14.5" x 17.71" x 14.88" (368 x 451 x 378 mm)	220-230 (CE)	50-60	Single	2131-2330	9.7-10.1	CEE 7/7, BS-1363, or AS 3112	46 lbs. (21 kg)
		230-240 (CE)			2030-2210	8.8-9.2		
TQ-400H	14.5" x 17.71" x 15.88" (368 x 451 x 403 mm) Tray extends 2.5" (64 mm) in rear	208	60	Single	2230	10.3	NEMA 6-15P	46 lbs. (21 kg)
		240			2064	9.3		
		200	50/60	Single	2131-2330	9.7-10.1	6-15 PSE CEE 7/7, BS-1363, AS 3112 or CCC	46 lbs. (21 kg)
		220-230 (CE)			2030-2210	8.8-9.2		
		230-240 (CE)						
TQ-400BA	14.5" x 17.71" x 14.88" (368 x 451 x 378 mm)	120	60	Single	1780	14.8	NEMA 5-15P*	46 lbs. (21 kg)
		208			1880	9.0	NEMA 6-15P	
		240			1848	7.8		
		200	50/60	Single	1765-1930	8.0-8.4	6-15 PSE CEE 7/7, BS-1363, AS 3112 or CCC	46 lbs. (21 kg)
		220-230 (CE)			1930-2100	8.4-8.8		
		230-240 (CE)						

* TQ-400 and -400BA, add 2.5" (64 mm) to depth if using tray extension in rear. Height includes legs.

* Shipping weight includes packaging. • NEMA 5-20P for Canada.

PLUG CONFIGURATIONS



CORD LOCATION

Lower right corner on back of unit.

PRODUCT SPECS Conveyor Toasters

The electric Toast-Qwik® Conveyor Toaster with Color Guard sensing system (excludes TQ-10) shall be a Hatco model ... as manufactured by the Hatco Corporation, Milwaukee, WI 53234 U.S.A.

The Toaster shall have the capacity to toast up to ... pieces per minute and it shall be rated at ... kW, ... volts, single phase. The toaster shall be of stainless steel design and shall include a front mounted control panel with

a toast selector knob, variable speed control knob, and an aluminum toast collector pan (excluding TQ-10). The toaster will have multiple metal sheathed heating elements and an impedance protected motor. It shall be complete with factory attached UL listed 4' (1219 mm) cord and plug.

Comes with 24/7 parts and service assistance (U.S. and Canada only).

HATCO CORPORATION | P.O. Box 340500 Milwaukee, WI 53234-0500 U.S.A.
(800) 558-0607 | (414) 671-6350 | www.hatcocorp.com | support@hatcocorp.com