



Project \_\_\_\_\_

Item # \_\_\_\_\_

Quantity \_\_\_\_\_

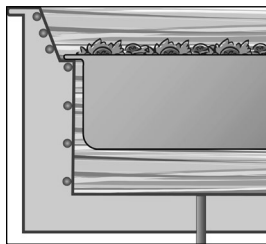
# Drop-In Ice Wells

Models: IWB-1, -2, -3, -4, -5, -6


Hatco Drop-In Ice Wells provide all the quality features of our Refrigerated Drop-Ins, but without any refrigeration or electrical components. These ice-cooled, insulated units can hold pre-chilled food products at preferred serving temperatures. Ideal for salad bars, cold buffets and chilled beverage bars. Pan dividers give you greater flexibility in your variety of featured food products.

## Standard features

- Full-Size insulated Wells available to hold 1- to 6-pan configurations
- Optimal insulation on sides and bottom ensure better cold retention and cost savings
- Larger 1" brass drain with flat screen simplifies cleaning
- False bottom accessory conveniently holds ice above drain for ease of draining
- Matches the Hatco line of Wells for a fully integrated look



*Unique angled inside wall design provides easy access and clear views, while allowing cold air to effectively blanket your food product*



Model IWB-5

## Options (available at time of purchase only)

- Slant Kit to give Ice Wells a 5° tilt
- Gasket (Factory installed and eliminates the need for silicone or other sealants)

## Accessories

### Pan Support Bars

- 12" (305 mm), hangs from 20" (508 mm) Pan Support Bar
- 20" (508 mm), hangs from pan shelf (IWB models only)

### Perforated False Bottom

- Hangs from pan shelf, 3.5" (89 mm) from top
- Placed on bottom of unit, 8" (203 mm) from top

### Stainless Steel Food Pans:

- Third-Size (2.5" [64 mm] H)
- Full-Size (2.5" [64 mm] H)
- Full-Size (6" [152 mm] H)
- Half-Size (2.5" [64 mm] H)
- Full-Size (4" [101 mm] H)

### Stainless Steel Wire Trivets:

- Half-Size
- Full-Size

### Plated Wire Trivets:

- Half-Size
- Full-Size



For operation, location and safety information, please refer to the Installation and Operating Manual.



HATCO CORPORATION | P.O. Box 340500 Milwaukee, WI 53234-0500 U.S.A. | (800) 558-0607 | (414) 671-6350



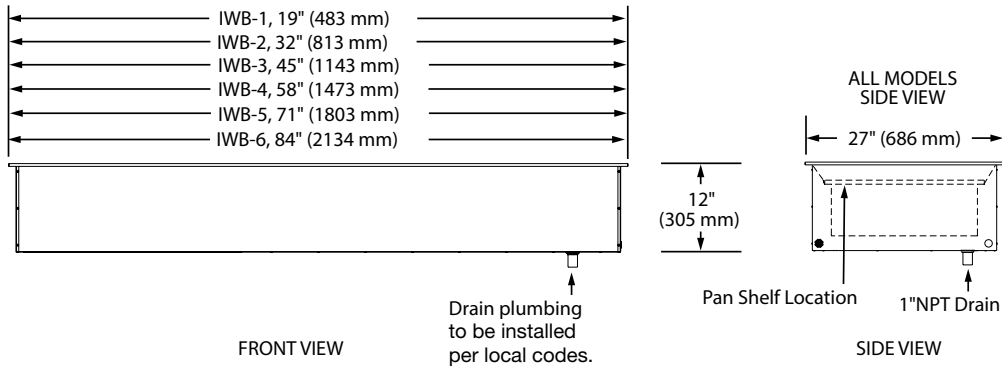
[www.hatcocorp.com](http://www.hatcocorp.com) | [support@hatcocorp.com](mailto:support@hatcocorp.com) | [Find a Hatco Rep](#) | [Image Library](#) | [Document Library](#) | [Chat](#)



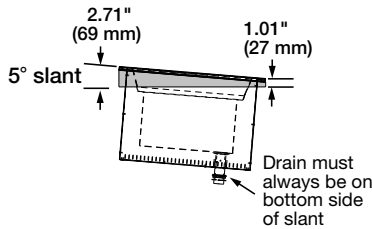
# Drop-In Ice Wells

Models: IWB-1, -2, -3, -4, -5, -6

## Models IWB-1, -2, -3, -4, -5, -6

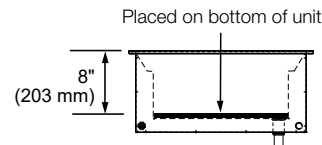


### ALL MODELS Slant Option (gray highlight)

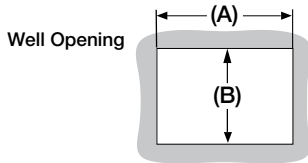


### ALL MODELS False Bottom Accessories

1-part, 2- or  
3-part depending  
on pan size



### Cutout Dimensions for Drop-In Ice Wells



Model	Minimum Width (A)	Maximum Width (A)	Minimum Depth (B)	Maximum Depth (B)
IWB-1	17.125" (435 mm)	18" (457 mm)	25.19" (640 mm)	26" (660 mm)
IWB-2	30.125" (765 mm)	31" (787 mm)	25.19" (640 mm)	26" (660 mm)
IWB-3	43.125" (1095 mm)	44" (1118 mm)	25.19" (640 mm)	26" (660 mm)
IWB-4	56.125" (1426 mm)	57" (1448 mm)	25.19" (640 mm)	26" (660 mm)
IWB-5	69.125" (1756 mm)	70" (1778 mm)	25.19" (640 mm)	26" (660 mm)
IWB-6	82.125" (2086 mm)	83" (2108 mm)	25.19" (640 mm)	26" (660 mm)

## SPECIFICATIONS Drop-In Insulated Ice Wells

Model	Dimensions (Width x Depth x Height)	Ship Weight*
IWB-1	19" x 27" x 12" (483 x 686 x 305 mm)	62 lbs. (29 kg)
IWB-2	32" x 27" x 12" (813 x 686 x 305 mm)	83 lbs. (38 kg)
IWB-3	45" x 27" x 12" (1143 x 686 x 305 mm)	102 lbs. (47 kg)
IWB-4	58" x 27" x 12" (1473 x 686 x 305 mm)	144 lbs. (66 kg)
IWB-5	71" x 27" x 12" (1803 x 686 x 305 mm)	110 lbs. (50 kg)
IWB-6	84" x 27" x 12" (2134 x 686 x 305 mm)	180 lbs. (82 kg)

\* Shipping weight includes packaging and are approximate.

## PRODUCT SPECS

### Drop-In Ice Wells

The Drop-In Ice Well shall be a Model ... as manufactured by the Hatco Corporation, Milwaukee, WI 53234 U.S.A.

The Drop-In Ice Well shall be ... inches (millimeters) in overall width and be ... inches (millimeters) in overall depth. It shall consist of aluminized steel housing

with a stainless interior and bezel.

Accessories may include perforated false bottoms, pan support bars, trivets and stainless steel food pans.

Warranty consists of 24/7 parts and service assistance (US and Canada only).

HATCO CORPORATION | P.O. Box 340500 Milwaukee, WI 53234-0500 U.S.A. | (800) 558-0607 | (414) 671-6350



[www.hatcocorp.com](http://www.hatcocorp.com) | [support@hatcocorp.com](mailto:support@hatcocorp.com) | [Find a Hatco Rep](#) | [Image Library](#) | [Document Library](#) | [Chat](#)