



There's only one #1™

Glo-Ray® Aluminum Infrared Strip Heaters

Models: GRA-18, -24, -30, -36, -42, -48, -54, -60, -66, -72, -84, -96, -108, -120, -132, -144
GRAH-18, -24, -30, -36, -42, -48, -54, -60, -66, -72, -84, -96, -108, -120, -132, -144

Safely hold the temperature of your product without drying out or further cooking food with Hatco's Glo-Ray® Infrared Aluminum Strip Heaters. The end result is hot, fresh food that's ready-to-serve. The continuous aluminum housing and heavy-duty mountings ensure the durability and quality of Hatco products.

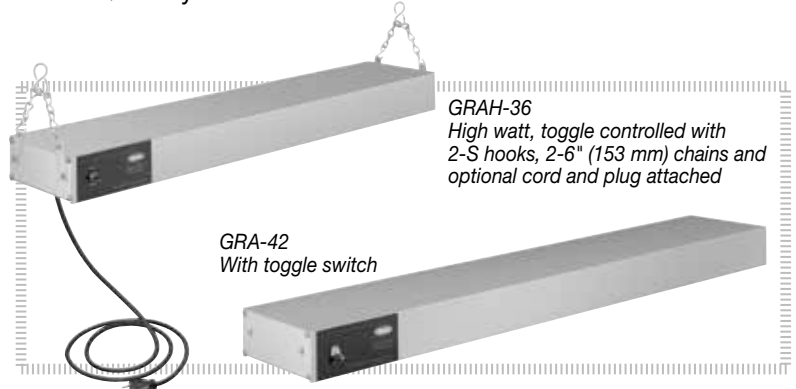
Standard features

- Prefocused heat pattern covers the entire holding surface
- Consistent holding temperatures with no "cold spots"
- Sturdy extruded aluminum housings that do not sag, in widths from 18" to 144" (457 to 3658 mm)
- Standard and high watt models available
- Reflector does not blacken, maintaining a consistent heat pattern
- Protective wire guards under heating element
- Insulation minimizes heat loss
- Factory assembled with mounting tabs, ready to install quickly and easily
- All units single phase only
- Additional reflector styles and lower wattage elements also available, please consult factory for more information

Project _____

Item # _____

Quantity _____



GRAH-36
High watt, toggle controlled with 2-S hooks, 2-6" (153 mm) chains and optional cord and plug attached

GRA-42
With toggle switch

Options (available at time of purchase only)

- 6" (152 mm) housing – Designer Color or Gloss Finish† (clear anodized standard)
 - Warm Red Black Gray Granite White Granite
 - Navy Blue Hunter Green Antique Copper Radiant Red
 - Glossy Gray Bold Black Gleaming Gold Brilliant Blue
- Indicator Light (not available as Built-In with Tandem Element option)
- Leads – Extended beyond standard 3' (914 mm), conduit on 120V, 208V, 240V models only (must specify lead length)
 - 1'-5" (305-1525 mm) 6'-10" (1829-3048 mm)
 - 11'-15" (3352-4572 mm) 16'-20" (4877-6096 mm)
- Sneeze Guard
 - 9.375" (238 mm) – One side 9.375" (238 mm) – Two sides
 - 14" (356 mm) – One side 14" (356 mm) – Two sides
- Infinite Control (remote enclosure recommended), consult factory if element rating exceeds 12.2 amps
 - Built-in (max. of 12.2 amps) (remote installation recommended)
 - Remote Infinite Switch (max. 12.2 amps)
- Remote Control Enclosure – Designer Color or Gloss Finish† (clear anodized standard)
 - Warm Red Black Gray Granite White Granite
 - Navy Blue Hunter Green Antique Copper Radiant Red
 - Glossy Gray Bold Black Gleaming Gold Brilliant Blue
- Adjustable Tubular Stands 10"-14" (254-356 mm)
- Non-Adjustable Tubular Stands (choose clearance and color below)
 - 10" (254 mm) 12" (305 mm) 14" (356 mm) 16" (406 mm)
 - Designer Color or Gloss Finish for Stands† (clear anodized standard)
 - Warm Red Black Gray Granite White Granite
 - Navy Blue Hunter Green Antique Copper Radiant Red
 - Glossy Gray Bold Black Gleaming Gold Brilliant Blue
- T-Leg Stands – for models up to 72" (1829 mm) wide – specify clearance
 - 10" (254 mm) (Standard Watt) 13.5" (343 mm)
 - 16" (406 mm) 18" (457 mm)
- Attached 6' (1829 mm) Cord & Plug Set on 120V models up to 72" (1829 mm) wide requires Standard Chain Mount Kit (two S hooks with two 6" (153 mm) lengths of chain), or add optional C-leg stands, or T-leg stands (see specific model for plug configuration)
- Two S hooks with two 6" (153 mm) lengths of chain
- Attached 6' (1829 mm) Cord & Plug Set on Export Price List models up to 96" (2438 mm) wide

Accessories

- C-Leg Stands
 - Standard Watt – 10" (254) clearance – for models up to 72" (1829 mm) wide
 - High Watt – 13.5" (343 mm) clearance – for models up to 72"(1829 mm) wide
- Adjustable Angle Brackets –1"-2" (25-51 mm) clearance above unit
- Chain Suspension

†Non-standard colors are non-returnable



HATCO CORPORATION | P.O. Box 340500 Milwaukee, WI 53234-0500 U.S.A.

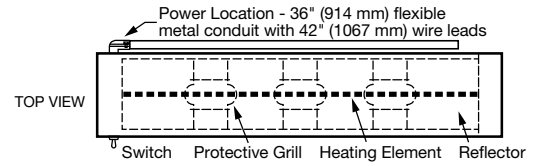
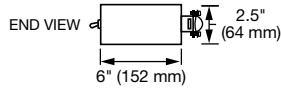
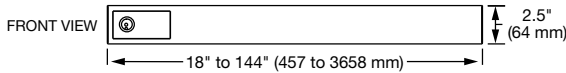
(800) 558-0607 | (414) 671-6350 | www.hatcocorp.com | equipsales@hatcocorp.com | intl@hatcocorp.com



Glo-Ray® Aluminum Infrared Strip Heaters

Models: GRA-18, -24, -30, -36, -42, -48, -54, -60, -66, -72, -84, -96, -108, -120, -132, -144
 GRAH-18, -24, -30, -36, -42, -48, -54, -60, -66, -72, -84, -96, -108, -120, -132, -144

GRA and GRAH



SPECIFICATIONS

Glo-Ray® Aluminum Infrared Strip Heaters

Phase: All Single Phase

Amps: Amps on all models vary based on configuration – please consult factory.

The shaded areas contain electrical information for International models

| Standard Watt | | | High Watt | | | Both Models | | |
|---------------|---------------|---------------|-----------|---------|---------------|---|---------------------------|--------------------|
| Model | Volts | Watt | Model | Volts | Watt | Width x Depth x Height | Plug (Optional) | Ship Weight.* |
| GRA-18 | 120 | 250 | GRAH-18 | 120 | 350 | 18" x 6" x 2.5" (457 x 153 x 64 mm) | NEMA 5-15P | 7 lbs. (4 kg.) |
| | 208 | | | 208 | | | - | |
| | 240 | | | 240 | | | - | |
| | - | - | | 100 | 350 | | - | |
| | 200 | 231 | | 200 | 324 | | CEE 7-7 Schuko BS-1363 | |
| | 220 | 250 | | 220 | 350 | | | |
| | 240 | | | 240 | | | | |
| | 220-230 (CE)* | | | 250-273 | 220-230 (CE)* | | | |
| 230-240 (CE)* | 230-250 | 230-240 (CE)* | 321-350 | | | | | |
| GRA-24 | 120 | 350 | GRAH-24 | 120 | 500 | 24" x 6" x 2.5" (610 x 153 x 64 mm) | NEMA 5-15P | 8 lbs. (4 kg.) |
| | 208 | | | 208 | | | - | |
| | 240 | | | 240 | | | - | |
| | - | - | | 100 | 500 | | - | |
| | 200 | 324 | | 200 | 462 | | CEE 7-7 Schuko BS-1363 | |
| | 220 | 350 | | 220 | 500 | | | |
| | 240 | | | 240 | | | | |
| | 220-230 (CE)* | | | 350-383 | 220-230 (CE)* | | | |
| 230-240 (CE)* | 321-350 | 230-240 (CE)* | 459-500 | | | | | |
| GRA-30 | 120 | 450 | GRAH-30 | 120 | 660 | 30" x 6" x 2.5" (762 x 153 x 64 mm) | NEMA 5-15P | 9 lbs. (5 kg.) |
| | 208 | | | 208 | | | - | |
| | 240 | | | 240 | | | - | |
| | - | - | | 100 | 660 | | - | |
| | 200 | 416 | | 200 | 610 | | CEE 7-7 Schuko BS-1363 | |
| | 220 | 450 | | 220 | 660 | | | |
| | 240 | | | 240 | | | | |
| | 220-230 (CE)* | | | 450-492 | 220-230 (CE)* | | | |
| 230-240 (CE)* | 413-450 | 230-240 (CE)* | 606-660 | | | | | |
| GRA-36 | 120 | 575 | GRAH-36 | 120 | 800 | 36" x 6" x 2.5" (914 x 153 x 64 mm) | NEMA 5-15P | 11 lbs. (5 kg.) |
| | 208 | | | 208 | | | - | |
| | 240 | | | 240 | | | - | |
| | - | - | | 100 | 800 | | - | |
| | 200 | 532 | | 200 | 740 | | CEE 7-7 Schuko BS-1363 | |
| | 220 | 575 | | 220 | 800 | | | |
| | 240 | | | 240 | | | | |
| | 220-230 (CE)* | | | 575-629 | 220-230 (CE)* | | | |
| 230-240 (CE)* | 528-575 | 230-240 (CE)* | 735-800 | | | | | |
| GRA-42 | 120 | 675 | GRAH-42 | 120 | 950 | 42" x 6" x 2.5" (1067 x 153 x 64 mm) | NEMA 5-15P | 12 lbs. (6 kg.) |
| | 208 | | | 208 | | | - | |
| | 240 | | | 240 | | | - | |
| | - | - | | 100 | 950 | | - | |
| | 200 | 624 | | 200 | 878 | | CEE 7-7 Schuko BS-1363 | |
| | 220 | 675 | | 220 | 950 | | | |
| | 240 | | | 240 | | | | |
| | 220-230 (CE)* | | | 675-738 | 220-230 (CE)* | | | |
| 230-240 (CE)* | 620-675 | 230-240 (CE)* | 873-950 | | | | | |
| GRA-48 | 120 | 800 | GRAH-48 | 120 | 1100 | 48" x 6" x 2.5" (1219 x 153 x 64 mm) | NEMA 5-15P | 13 lbs. (6 kg.) |
| | 208 | | | 208 | | | - | |
| | 240 | | | 240 | | | - | |
| | - | - | | 100 | 1100 | | - | |
| | 200 | 740 | | 200 | 1017 | | CEE 7-7 Schuko BS-1363 | |
| | 220 | 800 | | 220 | 1100 | | | |
| | 240 | | | 240 | | | | |
| | 220-230 (CE)* | | | 800-874 | 220-230 (CE)* | | | |
| 230-240 (CE)* | 735-800 | 230-240 (CE)* | 1010-1100 | | | | | |

* Shipping weight includes packaging and does not include RMB.

* CE approved units for 220-230V utilize a 220V heating system; 230-240V CE units utilize a 240V heating system.



Glo-Ray® Aluminum Infrared Strip Heaters

Models: GRA-18, -24, -30, -36, -42, -48, -54, -60, -66, -72, -84, -96, -108, -120, -132, -144
 GRAH-18, -24, -30, -36, -42, -48, -54, -60, -66, -72, -84, -96, -108, -120, -132, -144

SPECIFICATIONS

Glo-Ray® Aluminum Infrared Strip Heaters

Phase: All Single Phase

Amps: Amps on all models vary based on configuration – please consult factory.

The shaded areas contain electrical information for International models

| Standard Watt | | | High Watt | | | Both Models | | |
|---------------|---------------|-----------|------------|---------------|---------------|--|-----------------|---------------------|
| Model | Volts | Watt | Model | Volts | Watt | Width x Depth x Height | Plug (Optional) | Ship Weight.* |
| GRA-54 | 120 | 925 | GRAH-54 | 120 | 1250 | 54" x 6" x 2.5" (1372 x 153 x 64 mm) | NEMA 5-15P | 14 lbs. (7 kg.) |
| | 208 | | | 208 | | | - | |
| | 240 | | | 240 | | | - | |
| | 200 | 855 | | 200 | 1156 | | - | |
| | 220 | 925 | | 220 | 1250 | | CEE 7-7 | |
| | 240 | | | 240 | 1250 | | Schuko BS-1363 | |
| | 220-230 (CE)† | | | 925-1011 | 220-230 (CE)† | | 1250-1366 | |
| | 230-240 (CE)† | 850-925 | | 230-240 (CE)† | 1148-1250 | | | |
| GRA-60 | 120 | 1050 | GRAH-60 | 120 | 1400 | 60" x 6" x 2.5" (1524 x 153 x 64 mm) | NEMA 5-15P | 16 lbs. (8 kg.) |
| | 208 | | | 208 | | | - | |
| | 240 | | | 240 | | | - | |
| | 200 | 971 | | 200 | 1295 | | - | |
| | 220 | 1050 | | 220 | 1400 | | CEE 7-7 | |
| | 240 | | | 240 | 1400 | | Schuko BS-1363 | |
| | 220-230 (CE)† | | | 1050-1148 | 220-230 (CE)† | | 1400-1530 | |
| | 230-240 (CE)† | 964-1050 | | 230-240 (CE)† | 1286-1400 | | | |
| GRA-66 | 120 | 1160 | GRAH-66 | 120 • | 1560 | 66" x 6" x 2.5" (1676 x 153 x 64 mm) | NEMA 5-15P▶ | 16 lbs. (8 kg.) |
| | 208 | | | 208 | | | - | |
| | 240 | | | 240 | | | - | |
| | 200 | 1073 | | 200 | 1442 | | - | |
| | 220 | 1160 | | 220 | 1560 | | CEE 7-7 | |
| | 240 | | | 240 | 1560 | | Schuko BS-1363 | |
| | 220-230 (CE)† | | | 1160-1268 | 220-230 (CE)† | | 1560-1705 | |
| | 230-240 (CE)† | 1066-1160 | | 230-240 (CE)† | 1433-1560 | | | |
| GRA-72 | 120 | 1275 | GRAH-72 | 120 • | 1725 | 72" x 6" x 2.5" (1829 x 153 x 64 mm) | NEMA 5-15P▶ | 18 lbs. (9 kg.) |
| | 208 | | | 208 | | | - | |
| | 240 | | | 240 | | | - | |
| | 200 | 1179 | | 200 | 1595 | | - | |
| | 220 | 1275 | | 220 | 1725 | | CEE 7-7 | |
| | 240 | | | 240 | 1725 | | Schuko BS-1363 | |
| | 220-230 (CE)† | | | 1275-1394 | 220-230 (CE)† | | 1725-1886 | |
| | 230-240 (CE)† | 1171-1275 | | 230-240 (CE)† | 1584-1725 | | | |
| GRA-84‡ | 120 • | 1500 | GRAH-84‡ | 120 • | 2050 | 84" x 6" x 2.5" (2134 x 153 x 64 mm) | - | 19 lbs. (9 kg.) |
| | 208 | | | 208 | | | - | |
| | 240 | | | 240 | | | - | |
| | 200 | 1387 | | 200 | 1895 | | CEE 7-7 | |
| | 220 | 1500 | | 220 | 2050 | | Schuko BS-1363 | |
| | 240 | | | 240 | 2050 | | | |
| GRA-96‡ | 120 • | 1725 | GRAH-96‡ | 120 • | 2400 | 96" x 6" x 2.5" (2438 x 153 x 64 mm) | - | 21 lbs. (10 kg.) |
| | 208 | | | 208 | | | - | |
| | 240 | | | 240 | | | - | |
| | 200 | 1595 | | 200 | 2219 | | CEE 7-7 | |
| | 220 | 1725 | | 220 | 2400 | | Schuko BS-1363 | |
| | 240 | | | 240 | 2400 | | | |
| GRA-108‡♣ | 120 | 1850 | GRAH-108‡♣ | 120 | 2500 | 108" x 6" x 2.5" (2743 x 153 x 64 mm) | - | 23 lbs. (11 kg.) |
| | 208 | | | 208 | | | - | |
| | 240 | | | 240 | | | - | |
| | 200 | 1710 | | 200 | 2311 | | | |
| | 220 | 1850 | | 220 | 2500 | | | |
| | 240 | | | 240 | 2500 | | | |
| GRA-120‡♣ | 120 | 2100 | GRAH-120‡♣ | 120 | 2800 | 120" x 6" x 2.5" (3048 x 153 x 64 mm) | - | 26 lbs. (12 kg.) |
| | 208 | | | 208 | | | - | |
| | 240 | | | 240 | | | - | |
| | 200 | 1942 | | 200 | 2589 | | | |
| | 220 | 2100 | | 220 | 2800 | | | |
| | 240 | | | 240 | 2800 | | | |

* Shipping weight includes packaging and does not include RMB.

♣ CE approved units for 220-230V utilize a 220V heating system; 230-240V CE units utilize a 240V heating system.

• 120V models with infinite switch require tandem (end-to-end) elements, consult factory for applications.

♣ Glo-Ray models 108"-144" (2743-3048 mm) wide and 120V models of GRAH-84 and GRAH-96 contain tandem (end-to-end) elements that may be individually controlled.

‡ Not available with CE Mark.

▶ GRAH-66 and GRAH-72 require NEMA 5-20P cord for Canada.

HATCO CORPORATION | P.O. Box 340500 Milwaukee, WI 53234-0500 U.S.A.

(800) 558-0607 | (414) 671-6350 | www.hatcocorp.com | equipsales@hatcocorp.com | intl@hatcocorp.com



Glo-Ray® Aluminum Infrared Strip Heaters

Models: GRA-18, -24, -30, -36, -42, -48, -54, -60, -66, -72, -84, -96, -108, -120, -132, -144
 GRAH-18, -24, -30, -36, -42, -48, -54, -60, -66, -72, -84, -96, -108, -120, -132, -144

SPECIFICATIONS

Glo-Ray® Aluminum Infrared Strip Heaters

Phase: All Single Phase

Amps: Amps on all models vary based on configuration – please consult factory.

The shaded areas contain electrical information for International models

| Standard Watt | | | High Watt | | | Both Models | | |
|---------------|-------|------|------------|-------|------|--|-----------------|---------------------|
| Model | Volts | Watt | Model | Volts | Watt | Width x Depth x Height | Plug (Optional) | Ship Weight.* |
| GRA-132†♣ | 120 | 2320 | GRAH-132†♣ | 120 | 3120 | 132" x 6" x 2.5" (3353 x 153 x 64 mm) | - | 30 lbs. (14 kg.) |
| | 208 | | | | | | | |
| | 240 | | | | | | | |
| | 200 | | | | | | | |
| | 220 | | | | | | | |
| | 240 | | | | | | | |
| GRA-144†♣ | 120 | 2550 | GRAH-144†♣ | 120 | 3450 | 144" x 6" x 2.5" (3658 x 153 x 64 mm) | - | 33 lbs. (15 kg.) |
| | 208 | | | | | | | |
| | 240 | | | | | | | |
| | 200 | | | | | | | |
| | 220 | | | | | | | |
| | 240 | | | | | | | |

* Shipping weight includes packaging and does not include RMB.

♣ Glo-Ray models 108"-144" (2743-3048 mm) wide and 120V models of GRAH-84 and GRAH-96 contain tandem (end-to-end) elements that may be individually controlled.

† Not available with CE Mark.

TOGGLE SWITCH

Toggle Switch: Max. 15 amps. Location: Chef's left side standard, other options available.

INFINITE SWITCH

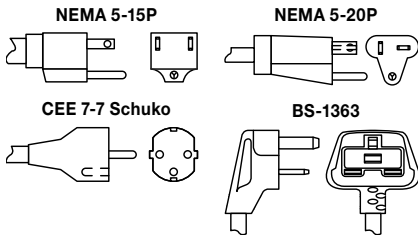
Max. 12.2 amps

LEADS

36" (914 mm) flexible metal conduit with 42" (1067) wire leads.
 USA/Canada: 3" (914 mm) conduit with leads – server's right.
 Export/Euro: 6" (152 mm) leads – server's right.

PLUG CONFIGURATIONS

Please refer to electrical specification chart.



RECOMMENDED MOUNTING HEIGHTS

(Refer to the Installation section of the Manual on the Hatco website)

Standard Watt: 8"-11" (203-279 mm) High Watt: 11"-14" (279-356 mm)

MINIMUM CLEARANCES

Combustibles

Below oversheaf: 1" (25 mm) clearance.
 Unit to surface below: High watt, 13.5" (343 mm) or Standard watt - 10" (254 mm).
 Unit to wall: 3" (76 mm).

Non-Combustibles

Hardwired with Built-In Switches:

Must be installed in a pass through area.
 Below oversheaf: 1" (25 mm) clearance.
 Unit to surface below:
 High watt with infinite control or indicator light - 10" (254 mm).
 High watt with On/Off toggle switch - 8" (203 mm).

Corded Units with Built-In Switches:

Must be installed in a pass through area.
 Below oversheaf: 3" (76 mm) clearance.
 Unit to surface below: High watt: 11" (279 mm) or Standard watt: 10" (254 mm).

Hardwired Units with Remote Switches:

May be installed against a non-combustible back wall and flush to an oversheaf.
 Unit to surface below: 8" (203 mm).
 Setback from the front of an oversheaf: Maximum 10" (254 mm).

REMOTE CONTROL ENCLOSURES

RMB series uses one Control Box per Strip Heater - If RMB2 series is used, multiple warmers can be controlled from one box (U.S., Canada only). CE models require any remote switches be contained in a Remote Control Enclosure. For more details, see "Choose Remote Box" section listed under "Resources" on the Hatco website, or consult Price List.

| Model | Width | Maximum Infinite/Toggle Switches | |
|---------|------------------|---|------------------------|
| | | U.S., Canada, Export U.S. Dollar | Euro |
| RMB-3 | 6" (150 mm) | 1 infinite or 2 toggle | 1 infinite or 2 toggle |
| RMB-7 | 9.375" (239 mm) | 2 infinite or 4 toggle | 2 infinite or 3 toggle |
| RMB-14 | 14.375" (366 mm) | 4 infinite or 6 toggle | 4 infinite or 4 toggle |
| RMB-16 | 16.375" (417 mm) | 4 infinite with 1 toggle | - |
| RMB-20 | 20.375" (518 mm) | 4 infinite with 3 toggle | - |
| RMB2-1R | 11" (279 mm) | 1 toggle, 1 infinite, 1 relay, 1 indicator light | - |
| RMB2-2R | 14" (356 mm) | 1 toggle, 1 infinite, 2 relays, 1 indicator light | - |

PRODUCT SPECS

Infrared Foodwarmer

The Infrared Foodwarmer shall be a Glo-Ray®, manufactured by the Hatco Corporation, Milwaukee, WI 53234 U.S.A.

The Strip Heater shall be a Glo-Ray model ..., rated at ... watts, ... volts, single phase and be ... inches (millimeters) in overall width. The Glo-Ray shall consist of an aluminum housing and include as standard equipment four stainless steel shelf mounting tabs and an on-off switch may be optionally installed remotely or to either

the front or rear of the unit. The infrared heating element shall be tubular metal sheathed. The foodwarmer shall be factory assembled ready for electrical installation. Options and accessories shall include adjustable or non-adjustable tubular stand, C-leg stand, T-leg stand, angle brackets, suspension chain and fittings, sneeze guard, cord and plug set, indicator light, and infinite control – remote or built-in.

24/7 parts and service assistance (U.S. and Canada only)

HATCO CORPORATION | P.O. Box 340500 Milwaukee, WI 53234-0500 U.S.A.

(800) 558-0607 | (414) 671-6350 | www.hatcocorp.com | equipsales@hatcocorp.com | intl@hatcocorp.com