



Project _____

Item # _____

Quantity _____

Glo-Ray® Simulated Stone▲ Rectangular Heated Shelves

Models: GRSS-2418, -3018, -3618, -4818, -6018, -7218

Hatco's Glo-Ray® Simulated Stone▲ Rectangular Heated Shelves are made of foodsafe materials and come in three Decorative Stone colors. These unique, portable warmers will safely hold food hot while blending in with your décor and are ideal for buffet lines or as hors d'oeuvre displays.

Standard features

- Portable convenience
- Constructed with approved food-safe materials
- Adjustable thermostatically-controlled heated base
- Blanket-type foil element creates uniform heat across the entire simulated stone▲ surface
- Units come with a 6' (1829 mm) cord and plug
- Cord, plug and switch are located on side, center of base
- GRSS-2418, -3018 and -3618 models come with rubber feet, while GRSS-4818, -6018 and -7218 models have 4" (102 mm) legs

▲ Simulated Stone is Swanstone®.

◆ Hatco is not responsible for counter damage caused by heat from the warmer.



GRSS-3618
in optional
Bermuda Sand

Options (available at time of purchase only)

Glo-Ray Simulated Stone▲ Rectangular Heated Shelf – Night Sky is Standard (Non-standard colors are non-returnable)

- Gray Granite
- Bermuda Sand

1" (26 mm) adjustable legs in place of the rubber feet (GRSS-2418, -3018, -3618 models only)



For operation, location and safety information, please refer to the Installation and Operating Manual.



HATCO CORPORATION | P.O. Box 340500 Milwaukee, WI 53234-0500 U.S.A. | (800) 558-0607 | (414) 671-6350



www.hatcocorp.com | support@hatcocorp.com | [Find a Hatco Rep](#) | [Image Library](#) | [Document Library](#) | [Chat](#)

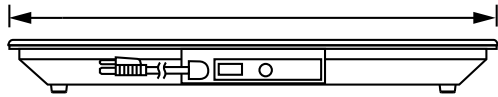


Glo-Ray® Simulated Stone[▲] Rectangular Heated Shelves

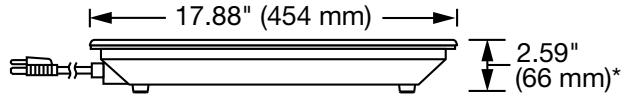
Models: GRSS-2418, -3018, -3618, -4818, -6018, -7218

GRSS

23.88", 29.88", 35.88", 47.88", 59.88", or 71.88"
(606, 759, 911, 1216, 1521, or 1826 mm)



FRONT VIEW



SIDE VIEW

* Add 3.61" (91 mm) for the 4" (102 mm) legs on GRSS-4818, -6018, -7218, for a total height of 6.2" (157 mm)

SPECIFICATIONS Glo-Ray Simulated Stone[▲] Rectangular Heated Shelves

■ The shaded areas contain electrical information for international models

Model	Dimensions (Width x Depth x Height)	Volts	Phase	Watts	Amps	Plug	Ship Weight
GRSS-2418	23.88" x 17.88" x 2.59" (606 x 454 x 66 mm)	120	Single	635	5.3	NEMA 5-15P	27 lbs. (13 kg)
		220-230 (CE)	Single	534-583	2.4-2.5	CEE 7/7 Schuko	
		230-240 (CE)		583-635	2.5-2.6	BS-1363, CCC [■]	
GRSS-3018	29.88" x 17.88" x 2.59" (759 x 454 x 66 mm)	120	Single	780	6.5	NEMA 5-15P	30 lbs. (14 kg)
		220-230 (CE)	Single	655-716	3.0-3.1	CEE 7/7 Schuko	
		230-240 (CE)		716-780	3.1-3.3	BS-1363, CCC [■]	
GRSS-3618	35.88" x 17.88" x 2.59" (911 x 454 x 66 mm)	120	Single	930	7.8	NEMA 5-15P	35 lbs. (16 kg)
		220-230 (CE)	Single	782-854	3.6-3.7	CEE 7/7 Schuko	
		230-240 (CE)		854-930	3.7-3.9	BS-1363, CCC [■]	
GRSS-4818*	47.88" x 17.88" x 6.2" (1216 x 454 x 157 mm)	120	Single	1270	10.6	NEMA 5-15P	45 lbs. (21 kg)
		220-230 (CE)	Single	1068-1166	4.8-5.0	CEE 7/7 Schuko	
		230-240 (CE)		1166-1270	5.0-5.2	BS-1363, CCC [■]	
GRSS-6018*	59.88" x 17.88" x 6.2" (1521 x 454 x 157 mm)	120	Single	1560	13.0	NEMA 5-20P	56 lbs. (26 kg)
		220-230 (CE)	Single	1310-1432	6.0-6.2	CEE 7/7 Schuko	
		230-240 (CE)		1432-1560	6.2-6.6	BS-1363, CCC [■]	
GRSS-7218*	71.88" x 17.88" x 6.2" (1826 x 454 x 157 mm)	120	Single	1860	15.6	NEMA 5-20P	68 lbs. (31 kg)
		220-230 (CE)	Single	1564-1708	7.2-7.4	CEE 7/7 Schuko	
		230-240 (CE)		1708-1860	7.4-7.8	BS-1363	

* Height includes standard 4" (102 mm) legs.

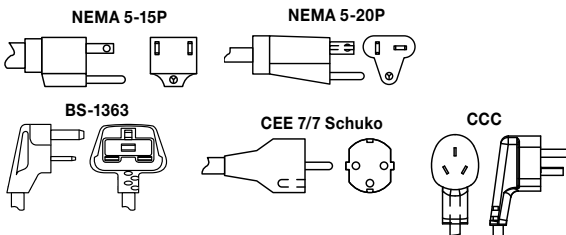
▲ Simulated Stone is Swanstone®.

■ CCC for GRSSB 200-230V only.

CORD LOCATION

GRSS: Center of side with switch

PLUG CONFIGURATIONS



PRODUCT SPECS

Glo-Ray® Simulated Stone[▲] Rectangular Heated Shelves

The Glo-Ray Simulated Stone[▲] Rectangular Heated Shelves shall be a Glo-Ray® Model ... as manufactured by the Hatco Corporation, Milwaukee, WI 53234 U.S.A.

The Glo-Ray Simulated Stone[▲] Rectangular Heated Shelf shall be rated at ... watts, ... volts, and ... inches (millimeters) in overall width.

▲ Simulated Stone is Swanstone®.

It shall consist of food-safe material, thermostatically-controlled heated base with Lighted Rocker Switch and a 6' (1829 mm) cord with plug attached. Options include choice of simulate stone color and 1" (26 mm) adjustable legs (GRSS-2418, -3018, -3618 models only).

Warranty consists of 24/7 parts and service assistance (U.S. and Canada only).

HATCO CORPORATION | P.O. Box 340500 Milwaukee, WI 53234-0500 U.S.A. | (800) 558-0607 | (414) 671-6350



www.hatcocorp.com

support@hatcocorp.com

[Find a Hatco Rep](#)

[Image Library](#)

[Document Library](#)

[Chat](#)