



Project _____

Item # _____

Quantity _____

90° Electric Waffle Makers/ Warmers

Models: KWM09-1BR46, -1LG47
KWM09-1RO7

Hatco®/Krampouz® KWM09 90° Electric Waffle Makers/
Warmers, with insulated heating elements that create an
even heat distribution across the surface of the plates for
consistent cooking, are designed for operators to make
or reheat pre-cooked waffles. Exclusive, removable top
and bottom heating element packs provide exceptional
heat distribution over the entire waffle plate surface. The
Waffle Makers/Warmers' Easy Clean System® provides
quick removal and easy cleaning of the waffle plates.

Standard features


- KWM09 models are designed with 90° hinged waffle plates to make or reheat pre-cooked waffles
- The 90° Waffle Makers/Warmers saves countertop space
- For optimal results, add additional leavening agents into your batter when making waffles
- Stainless steel frame, with a cast iron griddle, is designed for quality and durability
- Cast iron waffle plates that are removable for easy cleaning
- Adjustable Temperature Control(s) with a range from 120°F–570°F (50°C–300°C) allows for precise temperature control
- Innovative Easy Clean System® allows for instant removal of the waffle plates, providing ease of maintenance and increased reliability
- Available with Liège or Brussels (rectangle or round) cast iron waffle plates
- Also comes with a power indicator, a heating indicator, a removable drip tray and a 6' (1829 mm) cord and plug
- For more uniform high-quality waffles select one of the following 180° Waffle Makers
KWM18-1BR35, -1BR46, -1LG47
KWM18-1BU
KWM18-2LG47, -2BR46
KWM18-1RO7



Accessories

- Waffle Pick - Metal Forks with Plastic Handle



 For operation, location and safety information, please refer to the Installation and Operating Manual.



HATCO CORPORATION | P.O. Box 340500 Milwaukee, WI 53234-0500 U.S.A. | (414) 671-6350



www.hatcocorp.com | support@hatcocorp.com | [Find a Hatco Rep](#) | [Image Library](#) | [Document Library](#) | [Patents](#) | [Chat](#)



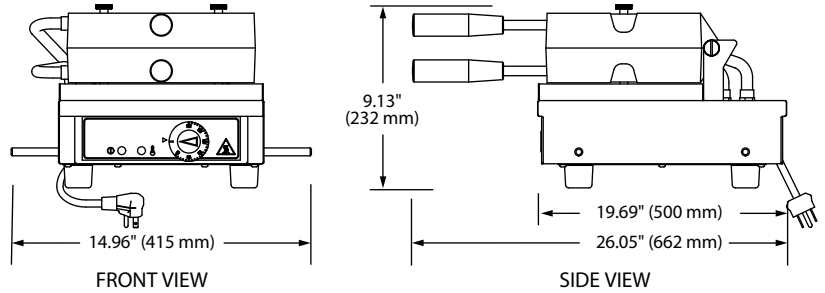
Waffle Makers/Warmers

Models: KWM09-1BR46, -1LG47
KWM09-1R07

KWM09-1 SERIES

90° HINGE, SINGLE HEAD WAFFLE MAKERS/WARMERS

These models have 90° hinged waffle plates and are designed for reheating pre-cooked waffles.



SPECIFICATIONS

90° Hinge, Single Head Waffle Makers/Warmers

Model	Item No.	Description	Dimensions (W x D x H)	Voltage	Watts	Amps	Plug	Approx. Ship Weight
KWM09-1BR46	KWM09.1BR46515	90°, single, 4" x 6" Brussel	14.96" x 18.64" x 9.11" (380 x 473 x 232 mm)	120	1440	12.0	NEMA 5-15P	45 lbs. (20 kg)
	208-240			1352-1800	6.5-7.5	NEMA 6-20P		
KWM09-1LG47	KWM09.1LG47515	90°, single, 4" x 7" Liege	14.96" x 18.64" x 9.11" (380 x 473 x 232 mm)	120	1440	12.0	NEMA 5-15P	42 lbs. (19 kg)

✓ Unit is designed to operate on supply voltages between 208V and 240V.

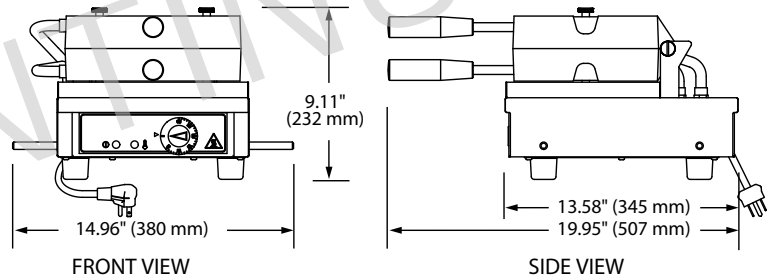
CORD LOCATION

Bottom center of unit.

KWM09-1 ROUND SERIES

90° HINGE, SINGLE HEAD ROUND WAFFLE MAKER/WARMER

This model has 90° hinged waffle plates and is designed for reheating precooked waffles.



SPECIFICATIONS

90° Hinge, Single Head Round Waffle Maker/Warmer

Model	Item No.	Description	Dimensions (W x D x H)	Voltage	Watts	Amps	Plug	Approx. Ship Weight
KWM09-1R07	KWM09.1R07515	90°, single, Round	14.96" x 19.95" x 9.11" (380 x 507 x 232 mm)	120	1440	12.0	NEMA 5-15P	45 lbs. (20 kg)

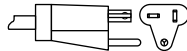
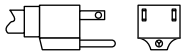
CORD LOCATION

Facing controls, bottom left side of unit.

PLUG CONFIGURATIONS

NEMA 5-15P

NEMA 6-20P



PRODUCT SPECS

Waffle Makers/Warmers

The Waffle Makers/Warmers shall be Model ... as distributed by the Hatco Corporation, Milwaukee, WI 53234 U.S.A.

The Waffle Makers/Warmers shall be rated at ... watts, ... volts, and be ... inches (millimeters) in overall width.

It shall consist of stainless steel frame and cast iron waffle plates. Waffle Makers/Warmers feature removable cast iron waffle plates for either Brussels (Belgian)

or Liège-style waffles. The Waffle Makers/Warmers' Easy Clean System provides quick removal and easy cleaning of the waffle plates. Also, an adjustable Temperature Control(s), a power indicator and a removable drip tray. All units are equipped with a factory attached 6' (1829 mm) power cord and plug.

Accessories shall include a waffle pick.

Warranty consists of 24/7 parts and service assistance (US and Canada only).

HATCO CORPORATION | P.O. Box 340500 Milwaukee, WI 53234-0500 U.S.A. | (414) 671-6350



www.hatcocorp.com

support@hatcocorp.com

[Find a Hatco Rep](#)

[Image Library](#)

[Document Library](#)

[Patents](#)

[Chat](#)