



Project \_\_\_\_\_

Item # \_\_\_\_\_

Quantity \_\_\_\_\_

# Heated Shelf Built-In Flush - Hardcoat Aluminum


Models: HSBF-HC-2418, -2424, -2430, -3018, -3024, -3030, -3618, -3624, -3630, -4218, -4224, -4230, -4818, -4824, -4830

Give your operation a seamless look with the Heated Shelf Built-In Flush - Hardcoat Aluminum. The bracket mounting hardware gives a true flush mount appearance that will safely hold food hot while blending with your decor. It is a must for buffet lines in cafeterias, restaurants and more!

## Standard features

- Model is bottom mount, flush with the countertop
- Recommended for use in metallic counters. For other surfaces, verify that the material is suitable for temperature up to 200°F (93°C)♦
- Hardcoat Aluminum surface and blanket-type element with thermostatically-controlled heated base, results in uniform heat to extend food holding times
- Insulation keeps heat at the holding surface while a built-in adjustable thermostat controls surface temperature
- Models available in widths from 24" to 48" (610 to 1219 mm) and depths of 18, 24" or 30" (457, 610 or 762 mm)
- Standard control includes thermostat, lighted rocker switch and mounting brackets
- 3' (914 mm) Conduit is Standard – with ITC Control Boxes only, 6' and 10' (1829, 3048 mm) lengths are available

♦ Hatco is not responsible for counter damage caused by heat from the warmer



## Options (available at time of purchase only)

Designer Color for Flush Mount Control Bezel – Stainless Steel standard –

Non-standard colors are non-returnable /

- Warm Red     Black     Gray Granite     White Granite
- Navy Blue     Hunter Green     Antique Copper

Control Boxes - with Lighted Power Rocker Switch, cord and plug

- Flush Mount ITC Control Box
- Flush Mount Thermostatic Control Box
- Small Flush Mount ITC Control Box
- Small Flush Mount Thermostatic Control Box

Conduit in lieu of standard 3' (914 mm) (Flush Mount ITC Control Box only)

- 6' (1829 mm) conduit     10' (3048 mm) conduit

 IFS anti-microbial coatings use naturally-occurring, environmentally sustainable, silver ions to help inhibit the growth of microbes on the powder coated surface. See [www.hatcocorp.com/antimicrobial-paint](http://www.hatcocorp.com/antimicrobial-paint) for more information.

 For operation, location and safety information, please refer to the Installation and Operating Manual.



HATCO CORPORATION | P.O. Box 340500 Milwaukee, WI 53234-0500 U.S.A. | (414) 671-6350

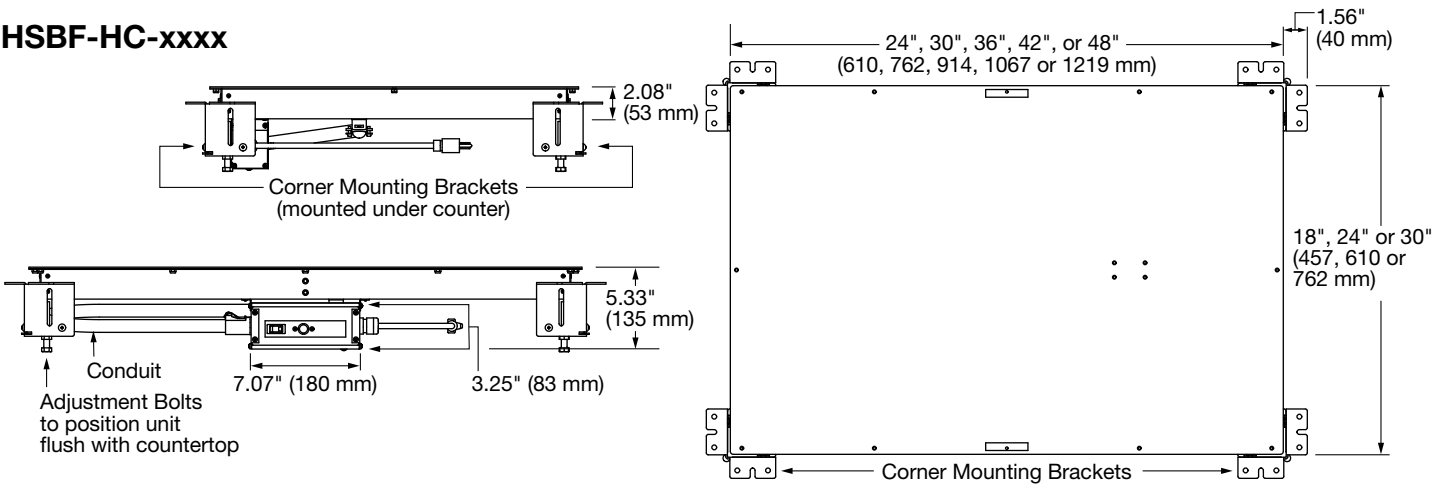
 [www.hatcocorp.com](http://www.hatcocorp.com) | [support@hatcocorp.com](mailto:support@hatcocorp.com) | [Find a Hatco Rep](#) | [Image Library](#) | [Document Library](#) | [Patents](#) | [Chat](#)



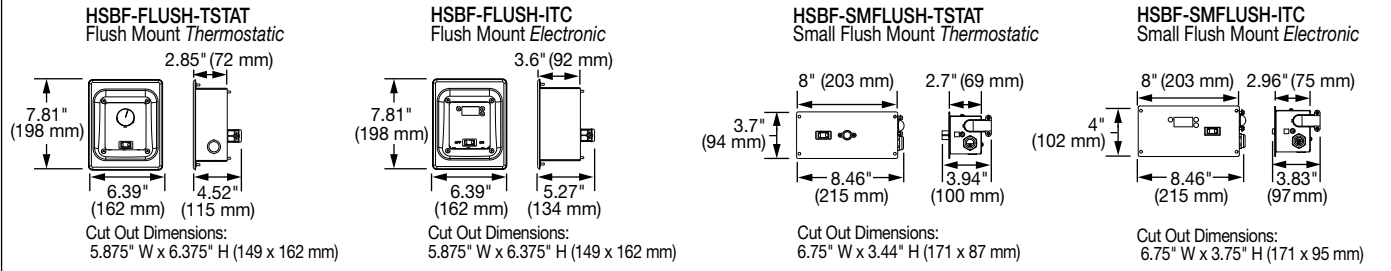
# Heated Shelf Built-In Flush - Hardcoat Aluminum

Models: HSBF-HC-2418, -2424, -2430, -3018, -3024, -3030, -3618, -3624, -3630, -4218, -4224, -4230, -4818, -4824, -4830

## HSBF-HC-xxxx



### OPTIONAL CONTROL BOXES



## SPECIFICATIONS

### Heated Shelf Built-In Flush - Hardcoat Aluminum

The shaded areas contain electrical information for International models

Model <sup>^</sup>	Overall Dimensions (including brackets) W x D x H	Heated Surface Size W x D	Cutout Dimension with 3/8" (10 mm) radii W x D	Volts*	Watts	Amps	Plug
HSBF-HC-2418	27.12" x 21.12" x 5.33" (690 x 537 x 135 mm)	24" x 18" (610 x 457 mm)	24.375" x 18.375" (619 x 467 mm)	120	425	3.5	NEMA 5-15P
				220	420	1.9	AS3112, BS-1363, CEE 7/7 Schuko
				220 - 230 - 240	420 - 459 - 500	1.9 - 2.0 - 2.1	
HSBF-HC-2424	27.12" x 27.12" x 5.33" (690 x 690 x 135 mm)	24" x 24" (610 x 610 mm)	24.375" x 24.375" (619 x 619 mm)	120	680	5.7	NEMA 5-15P
				220	622	2.8	AS3112, BS-1363, CEE 7/7 Schuko
				220 - 230 - 240	622 - 680 - 740	2.8 - 3.0 - 3.1	
HSBF-HC-2430	27.12" x 33.12" x 5.33" (690 x 842 x 135 mm)	24" x 30" (610 x 762 mm)	24.375" x 30.375" (619 x 772 mm)	120	790	6.6	NEMA 5-15P
				220	722	3.3	AS3112, BS-1363, CEE 7/7 Schuko
				220 - 230 - 240	722 - 790 - 860	3.3 - 3.4 - 3.6	
HSBF-HC-3018	33.12" x 21.12" x 5.33" (842 x 537 x 135 mm)	30" x 18" (762 x 457 mm)	30.375" x 18.375" (772 x 467 mm)	120	525	4.4	NEMA 5-15P
				220	525	2.4	AS3112, BS-1363, CEE 7/7 Schuko
				220 - 230 - 240	525 - 574 - 625	2.4 - 2.5 - 2.6	
HSBF-HC-3024	33.12" x 27.12" x 5.33" (842 x 690 x 135 mm)	30" x 24" (762 x 610 mm)	30.375" x 24.375" (772 x 619 mm)	120	815	6.8	NEMA 5-15P
				220	746	3.4	AS3112, BS-1363, CEE 7/7 Schuko
				220 - 230 - 240	746 - 815 - 887	3.4 - 3.5 - 3.7	
HSBF-HC-3030	33.12" x 33.12" x 5.33" (842 x 842 x 135 mm)	30" x 30" (762 x 762 mm)	30.375" x 30.375" (772 x 772 mm)	120	950	7.9	NEMA 5-15P
				220	869	4.2	AS3112, BS-1363, CEE 7/7 Schuko
				220 - 230 - 240	869 - 950 - 1034	4.0 - 4.1 - 4.3	
HSBF-HC-3618	39.12" x 21.12" x 5.33" (994 x 537 x 135 mm)	36" x 18" (914 x 457 mm)	36.375" x 18.375" (924 x 467 mm)	120	630	5.3	NEMA 5-15P
				220	630	2.9	AS3112, BS-1363, CEE 7/7 Schuko
				220 - 230 - 240	630 - 689 - 750	2.9 - 3.0 - 3.1	
HSBF-HC-3624	39.12" x 27.12" x 5.33" (994 x 690 x 135 mm)	36" x 24" (914 x 610 mm)	36.375" x 24.375" (924 x 619 mm)	120	950	7.9	NEMA 5-15P
				220	870	4.0	AS3112, BS-1363, CEE 7/7 Schuko
				220 - 230 - 240	870 - 950 - 1034	4.0 - 4.1 - 4.3	
HSBF-HC-3630	39.12" x 33.12" x 5.33" (994 x 842 x 135 mm)	36" x 30" (914 x 762 mm)	36.375" x 30.375" (924 x 772 mm)	120	1110	9.3	NEMA 5-15P
				220	1110	4.2	AS3112, BS-1363, CEE 7/7 Schuko
				220 - 230 - 240	933 - 1020 - 1110	4.2 - 4.4 - 4.6	

<sup>^</sup> Recommended for use in a metallic countertop. For other surfaces, verify material is suitable for temperatures up to 200°F (93°C). \* All voltages non-CE





# Heated Shelf Built-In Flush - Hardcoat Aluminum

Models: HSBF-HC-2418, -2424, -2430, -3018, -3024, -3030, -3618, -3624, -3630, -4218, -4224, -4230, -4818, -4824, -4830

## SPECIFICATIONS

### Heated Shelf Built-In Flush - Hardcoat Aluminum

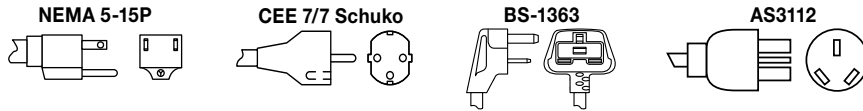
The shaded areas contain electrical information for International models

Model <sup>^</sup>	Overall Dimensions (including brackets) W x D x H	Heated Surface Size W x D	Cutout Dimension with 3/8" (10 mm) radii W x D	Volts*	Watts	Amps	Plug
HSBF-HC-4218	45.12" x 21.12" x 5.33" (1147 x 537 x 135 mm)	42" x 18" (1067 x 457 mm)	42.375" x 18.375" (1076 x 467 mm)	120	735	6.1	NEMA 5-15P
				220	680	2.8	AS3112, BS-1363, CEE 7/7 Schuko
				220 - 230 - 240	680 - 744 - 810	3.1 - 3.2 - 3.4	
HSBF-HC-4224	45.12" x 27.12" x 5.33" (1147 x 690 x 135 mm)	42" x 24" (1067 x 610 mm)	42.375" x 24.375" (1076 x 619 mm)	120	1090	9.1	NEMA 5-15P
				220	997	4.5	AS3112, BS-1363, CEE 7/7 Schuko
				220 - 230 - 240	997 - 1090 - 1187	4.5 - 4.7 - 4.9	
HSBF-HC-4230	45.12" x 33.12" x 5.33" (1147 x 842 x 135 mm)	42" x 30" (1067 x 762 mm)	42.375" x 30.375" (1076 x 772 mm)	120	1270	10.6	NEMA 5-15P
				220	1162	5.3	AS3112, BS-1363, CEE 7/7 Schuko
				220 - 230 - 240	1162 - 1270 - 1383	5.3 - 5.5 - 5.8	
HSBF-HC-4818	51.12" x 21.12" x 5.33" (1299 x 537 x 135 mm)	48" x 18" (1219 x 457 mm)	42.375" x 18.375" (1229 x 467 mm)	120	850	7.1	NEMA 5-15P
				220	840	3.8	AS3112, BS-1363, CEE 7/7 Schuko
				220 - 230 - 240	840 - 918 - 1000	3.8 - 4.0 - 4.2	
HSBF-HC-4824	51.12" x 27.12" x 5.33" (1299 x 690 x 135 mm)	48" x 24" (1219 x 610 mm)	48.375" x 24.375" (1229 x 619 mm)	120	1225	10.2	NEMA 5-15P
				220	1121	5.1	AS3112, BS-1363, CEE 7/7 Schuko
				220 - 230 - 240	1121 - 1225 - 1334	5.1 - 5.3 - 5.6	
HSBF-HC-4830	51.12" x 33.12" x 5.33" (1299 x 842 x 135 mm)	48" x 30" (1219 x 762 mm)	48.375" x 30.375" (1229 x 772 mm)	120	1430	11.9	NEMA 5-15P
				220	1201	5.5	AS3112, BS-1363, CEE 7/7 Schuko
				220 - 230 - 240	1201 - 1314 - 1430	5.5 - 5.7 - 6.0	

<sup>^</sup> Recommended for use in a metallic countertop. For other surfaces, verify material is suitable for temperatures up to 200°F (93°C).

\* All voltages non-CE.

## PLUG CONFIGURATION



## PRODUCT SPECS

### Heated Shelf Built-In Flush - Hardcoat Aluminum

The Heated Shelf Built-In Flush - Hardcoat Aluminum shall be model ... as manufactured by the Hatco Corporation, Milwaukee, WI 53234 U.S.A.

The Heated Shelf Built-In Flush - Hardcoat Aluminum shall be rated at ... watts, ... volts, and ... inches (millimeters) in overall width. It shall consist of food-safe Hardcoat Aluminium material surface shelf assembly, adjustable bracket with cord and plug attached and attached Electronic Temperature Control Box. Options shall

include: *Designer Color* for Flush Mount Control Bezel (Stainless Steel standard), Flush Mount Thermostatic Control Box with Lighted Power Switch (Thermostatic or ITC), Small Flush Mount Control Box (Thermostatic or ITC) and a 6' (1829 mm) or 10' (3048 mm) conduit used with ITC Control Boxes only. All *Designer Colors* are anti-microbial paint.

Warranty consists of 24/7 parts and service assistance (U.S. and Canada only).

HATCO CORPORATION | P.O. Box 340500 Milwaukee, WI 53234-0500 U.S.A. | (414) 671-6350



[www.hatcocorp.com](http://www.hatcocorp.com) | [support@hatcocorp.com](mailto:support@hatcocorp.com) | [Find a Hatco Rep](#) | [Image Library](#) | [Document Library](#) | [Patents](#) | [Chat](#)